

The BMW 4 Series
Coupe
Convertible



The Ultimate
Driving Machine

www.bmw.co.uk
www.bmw.ie

THE BMW 4 SERIES COUPÉ AND CONVERTIBLE.

BMW EFFICIENT DYNAMICS.
LESS EMISSIONS. MORE DRIVING PLEASURE.

THE NEXT
100 YEARS





BETWEEN HEAVEN AND EARTH.

THE BMW 4 SERIES.





The BMW 4 Series Convertible

AN IRRESISTIBLE FEELING OF FREEDOM.

- 06 Exterior**
Aesthetic, elegant and incredibly sporty.
- 08 Hardtop**
Perfect for any weather.
- 12 Room for space**
Sporting elegance and clever functionality.
- 14 Interior**
Inner freedom.



The BMW 4 Series Coupé

SPORTINESS MEETS AESTHETICS.

- 18 Exterior**
The lines of its body: unmistakable.
- 20 Dynamics**
Power in every facet.
- 22 Information**
Perfect in-car connectivity.
- 24 Interior**
An impressive entrance.



Technology

INNOVATIONS THAT MOVE YOU.

- 28 BMW ConnectedDrive**
In touch with your world.
- 32 BMW EfficientDynamics**
Making light work of lower fuel consumption.
- 34 BMW TwinPower Turbo engines**
At the heart of BMW EfficientDynamics.
- 36 Suspension and safety**
Innovative systems for more driving pleasure and safety.



Equipment

AS INDIVIDUAL AS YOUR DREAMS.

- 40 The BMW 4 Series Convertible equipment options**
- 50 The BMW 4 Series Coupé equipment options**
- 60 Colours, upholstery and interior trims**
- 66 BMW Individual**
- 68 Standard / Optional equipment**



Overviews

A SUMMARY OF EVERYTHING ON OFFER.

- 78 BMW Brand highlights**
Exclusive offers for BMW customers.



Editorial ATHLETIC THROUGH AND THROUGH: THE BMW 4 SERIES COUPÉ AND CONVERTIBLE

Always fascinating: the BMW 4 Series excels through sportiness and sheer elegance. As a Convertible, it communicates an irresistible feeling of freedom and impresses with its powerful presence. As a Coupé, it combines compelling athleticism with irresistible styling, and embodies a completely new kind of dynamism. Whichever BMW 4 Series you choose, you can look forward to an exhilarating driving experience. Discover the BMW 4 Series Convertible and the BMW 4 Series Coupé.

➔ www.bmw.co.uk
➔ www.bmw.ie



In 2016 the BMW brand will be celebrating its 100th anniversary. Find out more at www.next100.bmw

BMW 4 Series Coupé



Equipment of model shown: BMW 430i Luxury Convertible.

Engine: BMW TwinPower Turbo four-cylinder in-line petrol engine
Transmission: Eight-speed automatic
Max. output: 252hp (185kW)
Wheels: 19" light alloy Multi-spoke style 399 with mixed tyres
Exterior colour: Mineral White metallic
Upholstery: Dakota leather in Saddle Brown with Exclusive stitching
Interior trim: Ash Grain wood with metal inlay and Pearl Chrome finisher

Equipment of model shown: BMW 440i Sport Coupé.

Engine: BMW TwinPower Turbo four-cylinder in-line diesel engine
Transmission: Eight-speed automatic
Max. output: 326hp (240kW)
Wheels: 19" light alloy Star-spoke style 407 with mixed tyres
Exterior colour: Mineral Grey metallic
Upholstery: Dakota leather in Coral Red with Black highlight
Interior trim: Brushed Aluminium with Black, High-gloss finisher



**DRIVING PLEASURE THAT
LOOKS GOOD FROM ANY ANGLE.**

The BMW 4 Series Convertible accelerates through each bend and immediately captivates the attention. From whichever angle, it exercises an irresistible aesthetic appeal with a distinctive design that expresses a readiness to leap into action. Its elegant lines, long bonnet and low silhouette exude sporting dynamism, as do the expressive Adaptive LED Headlights with full LED technology, that are optionally available. Every detail of this car evokes one thing above all: the irresistible feeling of pure freedom.



LET'S BE OPEN ABOUT THIS: IT'S IRRESISTIBLE.

The roof opens. Sunlight floods into the interior, warm air caresses your skin – and you don't even have to stop, because the Retractable Hard-Top of the BMW 4 Series Convertible can be opened and closed at speeds up to 8mph (13km/h), enabling driving pleasure 365 days a year. On the sides, sharp creases and Air Breathers add sporting interest, while the wide stance and muscular flared wheel arches add a powerful, athletic note to the vehicle.





ANY DAY IS THE RIGHT DAY
TO DRIVE A CONVERTIBLE.

365 DAYS A YEAR.



FREEDOM MEETS **SPACE.**

In the interior, sporting elegance combines with clever functionality for even greater comfort. When driving with the top down, the optional Wind Deflector reduces draughts; and when not needed, it can simply be tucked away in the innovative compartment behind the rear seats. In addition, the optional Air Collar emits pleasantly warm air, enabling you to forget the cold on cooler days. Thanks to the very generous through-loading hatch (optional), the boot can accommodate two golf bags – and the comfort loading function enables easy access to the boot when the top is down, because the roof unit can simply be moved upward and out of the way at the touch of a button.





AN INTERIOR WITH **EXTROVERT APPEAL.**

The exclusive interior design of the BMW 4 Series Convertible creates an ambience that combines comfort and sporting elegance by using high-quality materials, expert craftsmanship and individual equipment options: with unique details such as seatbelts integrated into the seats. All the controls are precisely and ergonomically oriented towards the driver, including a slightly inclined centre console and flowing interior trim finishes. These features reflect the athletic character of the Convertible and turn the vehicle's cockpit and rear into an integrated space.



BROAD STANCE.
IRRESISTIBLE
PRESENCE.



Unmistakable athleticism. The BMW 4 Series Coupé combines innovative technology with an uncompromisingly sporty design. Its distinctive style turns heads everywhere. Discover dynamism's irresistible side: the BMW 4 Series Coupé.



FOUR TIMES MORE
DRIVING PLEASURE.

A sporty, direct driving experience or superior ride comfort. Using Drive Performance Control, the car's behaviour can be adapted to your personal preferences, by selecting ECO PRO, Comfort, Sport or Sport+ mode (Sport+ mode standard for Sport and M Sport models). Whichever of the four modes you choose, the BMW 4 Series Coupé delivers lower fuel consumption, superlative ride comfort and exceptionally agile handling.

TOUCHES.
MOVES.
IMPRESSES.



The fascination of information. In the BMW 4 Series Coupé the outside world always remains an integral part of your driving experience. The optional BMW Professional Navigation system, with Real Time Traffic Information (RTTI), enables drivers to maximise their range with the intelligent ECO PRO Route mode. The innovative new iDrive Touch Controller allows you to easily access all menus and information and includes an integrated touch sensitive pad for written character entry of address and telephone information.



ROOM FOR FREEDOM.

The next level of comfort. The rear seats benefit from integrated headrests and ample legroom. The luggage compartment has room for all requirements, two golf bags for example. It also can be expanded using the optional 40:20:40 split-folding rear seat – clever details and comfort unite in the BMW 4 Series Coupé.

ALWAYS READY TO ACCELERATE.

Exhilarating driving pleasure. Eyes on the road. Hands on the steering wheel. The BMW 440i TwinPower Turbo four-cylinder in-line petrol engine always delivers a comfortable ride with seats upholstered in standard Dakota leather. Delivering on its promise, the BMW 4 Series Coupé combined with the optional eight-speed Sport automatic transmission takes just 5.0 seconds to accelerate from 0 to 62mph, while with manual transmission its 5.2 seconds.



BMW ConnectedDrive

So connected, you're free.

Our world is becoming more connected every day with instant access to information at anytime and anyplace. With your BMW being an integral part of your lifestyle we believe it's important that you can keep up to date from behind the wheel. BMW ConnectedDrive delivers intelligent solutions that allow you to remain connected whilst on the move.



Advanced driver assistance systems can connect you to the outside world so that you know exactly what is happening around you, premium traffic solutions ensure you are taking the most time efficient route whilst online services provide direct access to information about your current location or chosen destination. Today, driving enjoyment is derived as much from being informed and relaxed as it is from impressive performance and efficiency – discover how the comprehensive range of ConnectedDrive technologies can enhance the connected capabilities of your Ultimate Driving Machine. For more information please visit:

➔ www.bmw.co.uk/ConnectedDrive
➔ www.bmw.ie/ConnectedDrive

BMW CONNECTED DRIVE SERVICES AND APPS.

Wherever your journey may lead, you can stay in touch with BMW ConnectedDrive Services. The range of innovative functions provide optimum integration between the driver, vehicle and the world outside – anytime, anywhere.



BMW EMERGENCY CALL (standard).

Known as BMW eCall, this service provides a direct link to the local Emergency Services. You can summon help manually by simply pressing the SOS emergency call button to request for assistance. Additionally, if your vehicle is involved in a more serious accident an automatic emergency call is made, providing extra reassurance that if you cannot call for help, your BMW will on your behalf. With either the manual or the automatic emergency call, details of your vehicle and location will be sent directly to an Emergency Service Centre, so that immediate action can be taken and assistance dispatched without delay. BMW Emergency Calls are made using the integrated BMW SIM card so no mobile phone is required.



REAL TIME TRAFFIC INFORMATION (optional).

Provides a precise account of current traffic situations in real time. The information is presented on the Navigation map by using a colour coding system indicating the flow of traffic. Road networks are divided into distances as short as 500m for superior accuracy and dependency. Information is automatically updated every 3 minutes allowing the driver to monitor whether the traffic situation is improving or worsening. The system also recommends for or against alternative routes based on the potential time saving benefits.



CONCIERGE SERVICE (optional).

At the push of a button local information is available wherever you may be. The service connects you to a BMW operator who will be able to quickly access the information you need. So whether you are looking for a nearby hotel, restaurant or simply can't find your way then support is conveniently on hand. Information can be sent directly to your BMW so that addresses can be transferred to your Navigation system. Information Plus calls are made using the integrated BMW SIM card so there is no need for a mobile phone and you can use the service as much as you like at no additional cost. (Standard on Luxury and M Sport models).

Actual screen and iDrive controller may differ from images shown.

BMW CONNECTED DRIVE SERVICES AND APPS.



REMOTE SERVICES (standard).

This service enables remote control of specific vehicle functions, which include Remote lock/unlock, Vehicle Finder (within a 1500m radius of the vehicle), Remote headlight flash, Google Local Search and address send-to-car. Services can be performed upon request to the BMW Customer Information Centre or via the My BMW Remote app, available for iPhone and Android users.



BMW APPS (standard).

With BMW Apps, as part of BMW Online Services, users can download the free 'BMW Connected' iPhone application. This allows you to integrate a range of popular smartphone apps within your vehicle. Using the iDrive Controller, you can select web radio stations from around the world, call up the latest status reports from your Twitter account and view your iCalendar on the vehicle Control Display.



BMW ONLINE SERVICES (optional).

With the internet-based services from BMW Online you can conveniently keep up to date with the latest news and sports headlines from the comfort of your BMW. You can plan ahead with Google™ send-to-car and check a detailed five-day weather forecast. Search for accurate location-based information in a live online database and stay in touch with your emails using the BMW Online Office. No mobile phone is required since access to BMW Online information is via the integrated BMW SIM card, so you can use the services as much as you like at no additional cost.

BMW CONNECTED DRIVE DRIVER ASSISTANCE.

The comprehensive range of advanced driver assistance systems from BMW ConnectedDrive seamlessly integrate the driver into their immediate environment. Headlights, sensors, cameras and radars can combine to ensure the driver is fully informed about what is happening around them, delivering superior comfort and convenience as well as enhanced safety for both passengers and other road users.



HEAD-UP DISPLAY (optional).

A full colour TFT display projects important driving information onto the windscreen, in your direct field of vision. The information that is displayed can be customised in the vehicle Settings and includes the current speed of travel, navigation instructions or telephone and music listings. This convenient display ensures that your eyes are always on the road ahead for a safer driving experience.



INTELLIGENT HEADLIGHTS (optional).

A tailored combination of advanced headlight technologies combine to ensure optimum illumination of the road ahead without glaring on-coming traffic or other road users. The independent beam distribution of BMW Adaptive Headlights combine with BMW High-beam Assistant. The intelligent system monitors the road ahead and controls the beam distribution of the headlights to improve visibility during night time and poor weather driving conditions. Xenon Headlights include bi-xenon and LED technology to enhance the visual styling appeal in all conditions.



DRIVING ASSISTANT (optional).

A tailored combination of camera-based driver assistance systems provide enhanced safety and reduce the risk of potential collisions, at both high and low speeds. Lane Departure Warning detects lane markings and alerts the driver with a vibration through the steering wheel should the vehicle unintentionally deviate from the lane of travel. Forward Collision Warning monitors vehicles ahead and warns the driver by an optical and acoustic alert if their approach could develop into a rear-end collision, escalating to proactively engage braking for rapid reaction to potential vehicle collisions at higher speeds. The system also detects for pedestrians in urban driving situations.

BMW EFFICIENT DYNAMICS.
LESS EMISSIONS. MORE DRIVING PLEASURE.



BMW EFFICIENT DYNAMICS – MAKING A LITTLE GO A LONG WAY.

Since 1995, BMW Group has reduced fuel consumption in its cars dramatically. In fact, the latest two generations of models have seen a 30% reduction throughout Europe. The technology that has made this possible is based on a complete package of perfectly engineered innovations and refinements. Each element is individually designed to bring down fuel consumption and CO₂ emissions at the same time as increasing driving pleasure. And they come as standard in all new BMW models.

THE BMW EFFICIENT DYNAMICS MEASURES IN THE BMW 4 SERIES COUPÉ AND CONVERTIBLE AT A GLANCE.

Auto Start-Stop automatically switches off the engine when the vehicle is stationary and the driver de-clutches. As soon as you engage the clutch or take your foot off the brake, the engine immediately starts up again without any effort on your part, to save fuel and help protect the environment.

BMW TwinPower Turbo technology, in petrol engines, combines a TwinScroll turbocharger with VALVETRONIC, Double-VANOS and High-precision direct injection. In diesel engines, it similarly combines with the most advanced generation of Common-rail direct injection and Variable Vane Geometry. In this way, BMW TwinPower Turbo technology significantly reduces the fuel consumption of petrol and diesel engines – while at the same time raising power output across a wide range of engine speeds.

Brake Energy Regeneration recycles energy when you take your foot off the accelerator or brake, then uses the saved energy to recharge the battery, reducing demand on your engine to consume less fuel and reduce emissions.

ECO PRO mode helps drivers achieve fuel savings of up to 20% depending on their individual style of driving, according to a BMW in-house fuel consumption study. For example, ECO PRO can advise the driver to accelerate less aggressively while the Sport automatic transmission shifts faster to higher gears and the automatic air-conditioning can be set to optimise energy settings.

Eight-speed automatic transmission, optionally available, enables smoother gearshifts and superior ride comfort with its finer graduation of gear ratios, causing smaller rev changes between gears. This makes for superlative comfort combined with exhilarating dynamics and reduced fuel consumption.

Optimum Shift Indicator shows the most efficient gear to use in any driving situation. Depending on your driving style, the system also recommends how to go up and down the gears more effectively.

Aerodynamics optimisation means the BMW has an outstanding drag coefficient, enabling maximum fuel efficiency. This includes features such as large-scale underfloor panelling, the Aero Curtains in the front apron and Air Breathers behind the front wheel arches.

ENGINES WITH THE RIGHT VALUES FOR BOTH ACCELERATION AND FUEL CONSUMPTION.

The petrol engines. The BMW TwinPower Turbo technology concept is used in all petrol engines. Innovative turbocharger technologies, in conjunction with High-precision direct injection and fully variable VALVETONIC including Double-VANOS increase power output, ensure immediate response even at low revs and at the same time lower fuel consumption. All petrol engines comply with the EU6 standard.

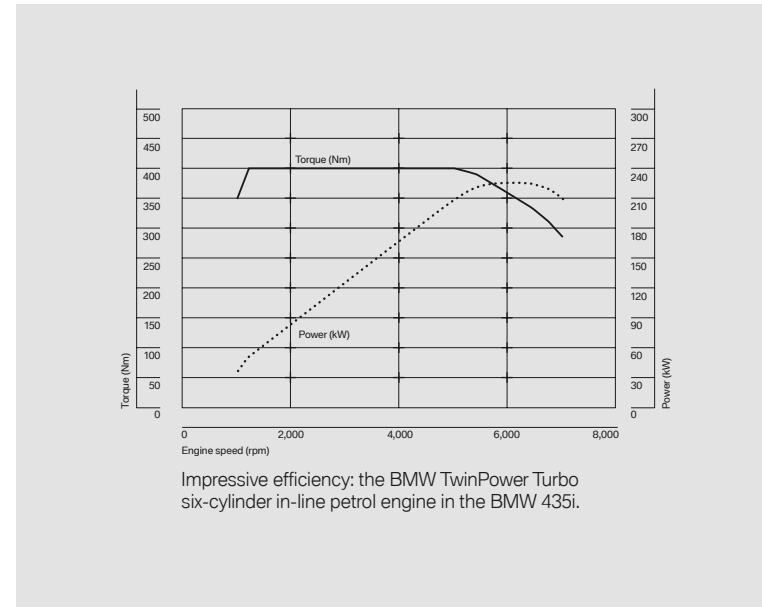


BMW 440i.

This 3.0 litre BMW TwinPower Turbo six-cylinder in-line petrol engine combines a TwinScroll turbocharger with VALVETRONIC, Double-VANOS and High-precision direct injection. This intelligent package of innovations lowers average fuel consumption from 36.7–41.5mpg (6.8–7.7l/100km), with CO₂ emissions of 159–179g/km on the Coupé and 39.2mpg (7.2l/100km) and 167g/km for the Convertible. This enables impressive performance: 326hp (240kW), a maximum torque of 450Nm and acceleration of the Coupé from 0 to 62mph in just 5.0 seconds with automatic transmission (5.2 seconds with manual). In the Convertible, the automatic transmission accelerates from 0 to 62mph in 5.4 seconds. Both the Coupé and Convertible have an electronically limited top speed of 155mph (250km/h).

BMW 430i.

This BMW TwinPower Turbo four-cylinder petrol engine delivers its maximum torque of 350Nm from just 1,450rpm. Thanks to BMW TwinPower Turbo technology combining a TwinScroll turbocharger with VALVETRONIC, Double-VANOS and High-precision direct injection, this 252hp (185kW) powerplant accelerates the Coupé from 0 to 62mph in just 5.8 seconds with automatic transmission (5.9 seconds with manual) and the Convertible in 6.3 seconds with automatic transmission (6.4 seconds with manual). Average fuel consumption is 43.5–48.7mpg (5.8–6.5l/100km) for the Coupé and 40.4–44.8mpg (6.3–7.0l/100km) for the Convertible. CO₂ emissions are 136–151g/km for the Coupé, and 146–162g/km for the Convertible. Top speed for both is electronically limited to 155mph (250km/h).



BMW 420i/420i xDrive.¹

This 2.0 litre BMW TwinPower Turbo four-cylinder petrol engine combines a TwinScroll turbocharger with VALVETRONIC, Double-VANOS and High-precision direct injection. This makes for powerful engine response combined with outstanding efficiency. 184hp (135kW) of power and a maximum torque of 270Nm enable acceleration in the Coupé from 0 to 62mph in 7.3 seconds (420i xDrive: 7.4 seconds with manual and 7.5 seconds with automatic transmission). The Convertible reaches 62mph in 8.2 seconds with manual and 8.3 seconds with automatic transmission. Coupé top speed is 147mph (236km/h) and for the 420i xDrive it's 145mph (233km/h) with manual and 144mph (231km/h) with automatic transmission. For the Convertible, top speed is 143mph (230km/h). Average Coupé fuel consumption is 44.8–47.1mpg (6.0–6.3l/100km), while for the 420i xDrive it's 40.4–44.1mpg (6.4–7.0l/100km). The Convertible has figures of 41.5–44.1mpg (6.4–6.8l/100km). CO₂ emissions of 139–146g/km, 420i xDrive: 149–162g/km and Convertible: 149–158g/km.

The diesel engines. BMW TwinPower Turbo technology for diesel engines combines advanced injection technologies and Variable Vane Geometry with innovative turbocharger technology, for enhanced efficiency and dynamic performance. All available units have a lightweight aluminium design and come with a maintenance-free particle filter. Thanks to BMW BluePerformance technology included as standard, all the diesel engines achieve emissions values that fulfil the EU6 emissions standard.



BMW 435d xDrive.

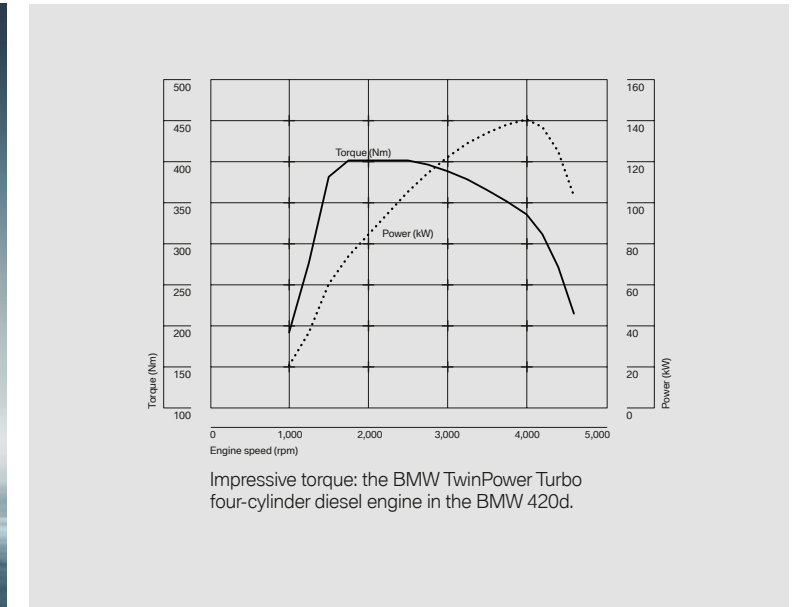
This 3.0 litre BMW TwinPower Turbo six-cylinder in-line diesel engine features Common-rail direct injection, two sequential turbochargers and Variable Vane Geometry. Its maximum torque of 630Nm is available at low revs, from 1,500rpm to 2,500rpm. The responsive engine, with eight-speed automatic transmission as standard, has a maximum output of 313hp (230kW), enough to accelerate the 435d xDrive from 0 to 62mph in a mere 4.7 seconds, with an average fuel consumption of just 50.4mpg (5.6l/100km). The Convertible reaches 62mph in 5.2 seconds, with fuel consumption of 47.9mpg (5.9l/100km). Average CO₂ emissions of 147g/km, and 155g/km for the Convertible.

BMW 430d/430d xDrive.¹

This 3.0 litre BMW TwinPower Turbo six-cylinder in-line diesel engine features Common-rail direct injection and a turbocharger with Variable Vane Geometry. With an eight-speed automatic transmission as standard, it produces an output of 258hp (190kW) as well as an impressive 560Nm of torque, available from just 1,500rpm. 0 to 62mph takes 5.5 seconds (xDrive 5.2 seconds) for the Coupé and 5.9 seconds for the Convertible. Average fuel consumption is 55.4mpg (5.1l/100km), 52.3mpg (5.4l/100km) for xDrive or 51.4mpg (5.5l/100km) for Convertible. CO₂ emissions are only 134g/km, xDrive: 142g/km, Convertible 144g/km.

BMW 425d.

This 2.0 litre BMW TwinPower Turbo four-cylinder diesel engine with an output of 218hp (160kW) features Common-rail direct injection, two sequential turbochargers and Variable Vane Geometry. Its maximum torque of 450Nm is available from just 1,500rpm. The BMW 425d accelerates from 0 to 62mph in 6.5 seconds with automatic transmission (manual:



6.7 seconds) and has a top speed of 153mph (247km/h). The Convertible reaches 62mph in 7.1 seconds with automatic transmission (manual: 7.3 seconds) and has a top speed of 150mph (241km/h). Average fuel consumption is 54.3–60.1mpg (4.7–5.2l/100km) and CO₂ emissions of 124–136g/km. For the Convertible, these figures are 52.3–56.5mpg (5.0–5.4l/100km) with CO₂ emissions of 132–143g/km.

BMW 420d/420d xDrive.¹

This 2.0 litre BMW TwinPower Turbo four-cylinder diesel engine features Common-rail direct injection and a turbo with Variable Vane Geometry to produce an impressive 190hp (140kW) of power as well as 400Nm of torque, available from 1,750 to 2,500rpm. Acceleration from 0 to 62mph takes 7.1 seconds for the Coupé with automatic transmission (7.3 seconds with manual), 8.0 seconds for the Convertible with automatic transmission (8.1 seconds with manual). Top speed for the Coupé is 149mph (240km/h), 146mph (235km/h) for the Convertible and 147mph (236km/h) in the Coupé with xDrive. Average fuel consumption for the Convertible is an efficient 55.4–64.2mpg (4.4–5.1l/100km), with the Coupé giving 62.8–70.6mpg (4.0–4.5l/100km) and 420d xDrive Coupé figures of 60.1–64.2mpg (4.4–4.7l/100km). CO₂ emissions are 106–119g/km for the Coupé, 117–125g/km for xDrive and 116–134g/km for the Convertible.

418d.¹

This 2.0 litre BMW TwinPower Turbo four-cylinder diesel engine produces an output of 150hp (110kW) and a maximum torque of 320Nm. Its power delivery is based on Common-rail direct injection and a turbocharger with Variable Vane Geometry. This enables acceleration from 0 to 62mph in 8.6 seconds with a top speed of 134mph (215km/h) and an average fuel consumption of 62.8–68.9mpg (4.1–4.5l/100km).

¹ xDrive and 418d models available for BMW 4 Series Coupé models only.



THE IDEAL BASIS FOR DYNAMIC PERFORMANCE. AN EXCELLENT CHASSIS.

The BMW 4 Series Convertible and the BMW 4 Series Coupé contain a whole host of innovative technologies to help you get the most out of each drive. Many of these systems are intelligently linked with each other. Their interaction ensures that you can enjoy maximum driving pleasure, in maximum safety – on every straight, in every corner for every second of your drive.



Adaptive Suspension is the ideal chassis for even more agile handling – the electronically controlled dampers adapt to your driving style and the road conditions. Their operating characteristics can be adjusted via the Drive Performance Control button. A stiffer suspension setting is available by selecting Sport mode using Drive Performance Control. In Sport+ mode, DTC (Dynamic Traction Control) is active instead of DSC (Dynamic Stability Control), enabling even more sporty driving.

Variable Sport Steering with Servotronic enables direct and agile handling combined with reduced steering effort. It varies the steering ratio as a function of the steering angle, independently of the current vehicle speed. This reduces the steering wheel movement required to achieve a particularly tight steering angle, significantly enhancing agility and handling when using a sporty driving style in sharp corners and hairpin bends, or when swerving to avoid an obstacle. It also increases comfort when parking, turning off or manoeuvring. For small steering angles, the system provides excellent directional stability and a very high degree of steering precision.

BMW xDrive all-wheel-drive system adapts perfectly to even the most challenging road surface conditions, always offering maximum traction. With xDrive and Dynamic Stability Control (DSC), your car remains directionally stable at all times. xDrive flexibly distributes drive power to the front and rear wheels, performing swift adjustments to ensure optimum ground contact at all times. In this way, xDrive combines the advantages of all-wheel drive – traction, directional stability and safety – with hallmark BMW agility.

Sporty body shell, with a particularly stiff construction, ensures optimum driving dynamics. This increases steering precision and agility. The front and rear sections include highly effective deformation zones. Should the car ever be involved in a collision, the body converts a large part of the impact energy into deformation.

Eight-speed Sport automatic transmission adapts to your individual style of driving. The spectrum ranges from comfortable cruising to very dynamic driving. In addition to automatic gear selection you can also change gears manually whenever you want to, using either the shortened selector lever or the gearshift paddles on the Sport leather steering wheel.

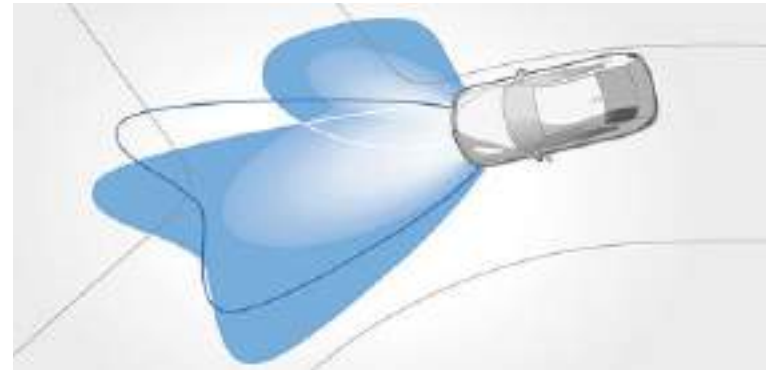
Drive Performance Control gives you a choice between Comfort mode for standard engine and transmission settings, ECO PRO mode for maximum efficiency, or Sport mode for even more dynamic performance. The frugal ECO PRO mode intelligently adapts the accelerator and transmission response and the heating/air conditioning strategy to lower fuel consumption by up to 20%. Route Ahead Assistant, available with optional BMW Professional Multimedia Navigation system, and ECO PRO Route, available with both BMW Business and BMW Professional Multimedia Navigation systems, enable further fuel savings.

Lightweight construction is something BMW has been doing since the 1930s. It involves using particularly lightweight materials for specific parts of the vehicle – for example aluminium in the front section and chassis. This reduces fuel consumption and enhances performance, while maintaining the highest standards of safety.

MORE SAFETY, MORE DRIVING PLEASURE.

The BMW 4 Series Coupé and the BMW 4 Series Convertible feature advanced technologies on which you can always rely. Superior driving characteristics and innovative equipment come as standard. As a driver, you will be aided by state-of-the-art technology able to give you maximum support in any situation, making you feel safe no matter what condition the roads are in.

➔ www.bmw.co.uk/4seriesconvertible
 ➔ www.bmw.co.uk/4seriescoupe



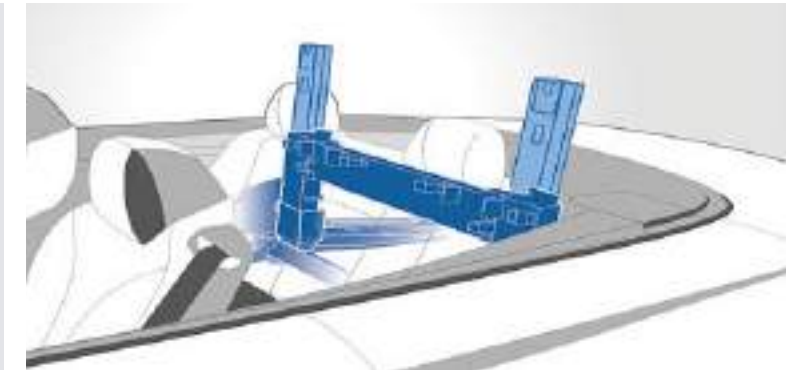
□ **524 Adaptive Headlights**, with variable beam distribution for urban and motorway driving, including cornering lights and pivot-mounted Xenon Headlights, ensure optimum road illumination. When driving at night, the swivelling headlights follow your steering wheel movements, allowing you to see further into the bend. The cornering lights improve close-range visibility and are controlled automatically when the indicator is activated or the steering wheel turned. In this way, Adaptive Headlights make for enhanced road illumination in every situation and increase active driving safety.




■ **Dynamic Stability Control+ (DSC+)**, including Cornering Brake Control (CBC), Hill-Start Assistant, Brake Assist, Brake drying function and brake readiness. DSC is able to detect any slight skidding and stabilise the car within fractions of a second. Dynamic Traction Control (DTC) allows increased wheel slip to optimise acceleration in certain driving conditions and to enable more dynamic driving.



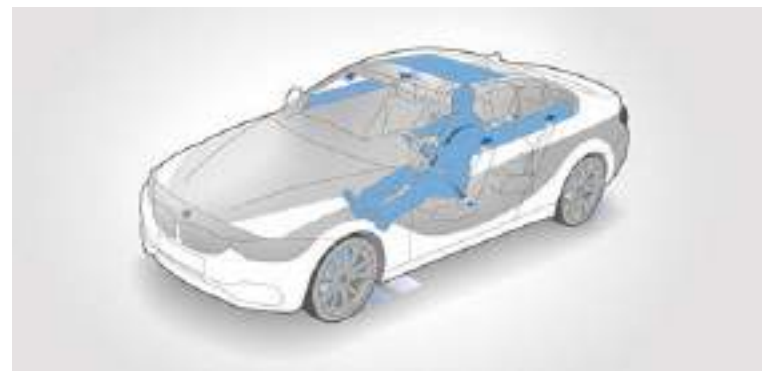
■ **BMW restraint system** for driver and front passenger: this combination of three-point seatbelt, belt tensioner and belt force limiter enables optimised restraint in the event of a collision. To ensure correct belt application on the rear seats, the belt latches are coded.



■ **Roll-over protection system** in the BMW 4 Series Convertible ensures the required level of head clearance is maintained in the event of an accident. Sensors respond immediately if the car's tilt angle, longitudinal or lateral acceleration exceeds a certain limit or if contact is lost with the road surface. Should this happen protective bars extend from behind the rear head restraints within a fraction of a second.



■ **Airbags** are just one of the passive safety elements in your BMW that make up a perfectly coordinated system. Six airbags are installed for precise protection: driver and front passenger airbags, the head airbags (curtain) for front and rear as well as side airbags stowed in the seatbacks.

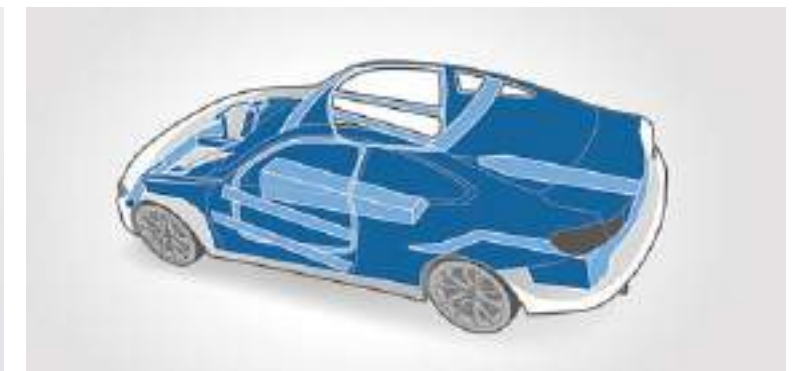


□ **5AL Dynamic Safety**, as part of the optional Active Security package, ensures all safety components are designed to complement each other perfectly. This includes six airbags provided as standard, for outstanding occupant protection. Dynamic Safety initiates protective measures for occupants if an accident situation is imminent by tensioning seatbelts, it also moves the seats to an optimal position (in conjunction with electric seat adjustment) and automatically closes open windows or the optional glass sunroof. Dynamic Safety also includes an attentiveness assistant.



■ **Run-flat tyres** reinforced side walls prevent the tyres from completely collapsing or loosening from the rim if the air pressure drops, helping you make it safely to the next repair shop.

■ **Tyre Pressure Monitoring** notifies the driver of any tyre problems. A minor loss in pressure is signalled by a light in the cockpit, while any greater loss is additionally signalled with a three-level warning strategy



■ **Passenger cell** the system of members and nodes in the functional body structure combined with the strategic deployment of high-strength materials delivers maximum passive safety in front, side or rear crashes. Defined deformation zones mean that the body structure can absorb impact energy, increasing passenger protection.



**DIVERSITY IN EVERY DETAIL.
EQUIPMENT FOR THE
BMW 4 SERIES CONVERTIBLE.**

- EQUIPMENT OPTIONS FOR SE, SPORT, LUXURY AND M SPORT MODELS
- STANDARD AND OPTIONAL EQUIPMENT
- GENUINE BMW ACCESSORIES

THE BMW 4 SERIES SE CONVERTIBLE.



The BMW SE Convertible is shown above in optional Glacier Silver metallic paint with 17" light alloy Star-spoke style 393 wheels (standard on SE models).




Exterior parts in Matt Aluminium come as standard and include the exterior window trim strips, as well as the Air Breathers, adding premium appeal to the BMW 4 Series Convertible.



Xenon Headlights for low and high beam are included as standard and feature a headlight washing system, LED eyebrow, automatic headlight range control as well as parking lights and daytime running lights via four illuminated corona light rings. Foglights in the front apron increase safety in bad visibility.



The cockpit with its centre console inclined towards the driver communicates typical BMW driver orientation. Standard equipment includes the BMW Professional radio, a 6.5" flat colour display screen, BMW Emergency Call, Bluetooth hands-free facility with USB interface and Sport multi-function leather steering wheel. Automatic air-conditioning with two-zone control and superb craftsmanship maximise the feel-good factor inside.



The interior shown here features Dakota leather upholstery in Black, heated front seats and Satin Silver interior trim as standard. Also included as standard in the BMW 4 Series Convertible are numerous handy storage compartments, two cup holders in the centre console and door compartments with enough room to hold a 1 litre bottle.



18" Star-Spoke style 396

THE BMW 4 SERIES SPORT CONVERTIBLE.

Interior equipment:

- Air-conditioning and radio control panel in Black, High-gloss
- Ambient lighting – switchable BMW Classic Orange / Cold White LED
- Door sill finishers with BMW designation, front
- Drive Performance Control (ECO PRO, Comfort, Sport and Sport+ modes)
- Interior trim, Black, High-gloss with Coral Red finisher extending to front and rear doors
- Remote control, including integrated key, with inset in Red
- Sport instrument cluster with Red highlight and chrono scale
- Sport multi-function leather steering wheel, three-spoke with Red stitching
- Sport seats, front
- Sun visors with illuminated vanity mirrors and ticket pocket

Exterior equipment:

- 18" light alloy Multi-spoke style 416 with 225/45 tyres
- Air Breather, Chrome
- Exhaust tailpipe – dual, left, with Dark Chrome finisher
- Exterior trim, Chromeline
- Kidney grille, Chrome with Chrome vertical slats
- Metallic paint on 430d/435d xDrive/440i
- Rear bumper with Chrome finisher
- Side air inlets, highlighter in Chrome



THE BMW 4 SERIES LUXURY CONVERTIBLE.

Interior equipment:

- Air-conditioning and radio control panel in Black, High-gloss
- Ambient lighting – switchable BMW Classic Orange / Cold White LED
- Centre console panel highlight in Chrome
- Dakota leather upholstery with Exclusive stitching
- Door sill finishers with BMW designation, front
- Interior trim, Finition Anthracite wood with Pearl Chrome finisher extending to front and rear doors
- Media package – BMW Professional
- Remote control, including integrated key, with inset in Chrome
- Sport seats, front

Exterior equipment:

- 18" light alloy Multi-spoke style 416 with 225/45 tyres
- Air Breather, Chrome
- Exhaust tailpipe – dual, left, with Dark Chrome finisher
- Exterior trim, Chromeline
- Kidney grille, Chrome with Chrome vertical slats
- Metallic paint on 430d/435d xDrive/440i
- Rear bumper with Chrome finisher
- Side air inlets, highlighter in Chrome



The BMW 440i Luxury Convertible in optional Mineral White metallic paint.



■ The Sport seats for the driver and front passenger provide outstanding support. Standard Dakota leather upholstery shown here in Coral Red, with the lower dashboard also in Coral Red, underscores the sporty character of this model.

■ Door sill finishers with BMW designation provide a particularly stylish entrance.

■ 18" light alloy Double-spoke style 397 with run-flat tyres, 8J x 18, 225/45 R18 tyres.

□ 21" light alloy Star-spoke style 407 with mixed run-flat tyres, 8J x 19, 225/40 R19 tyres front and 8.5J x 19, 255/35 R19 tyres rear.



■ The seats upholstered in Dakota leather, shown here in Saddle Brown with Exclusive stitching, make for a very distinguished interior.



■ 18" light alloy Multi-spoke style 416, with run-flat 8J x 18, 225/45 R18 tyres.



□ 21" light alloy Multi-spoke style 399 with mixed run-flat tyres, 8J x 19, 225/40 R19 tyres front and 8J x 19, 255/35 R19 tyres rear.

THE BMW 4 SERIES M SPORT CONVERTIBLE.

Interior equipment:

- Air-conditioning and radio control panel in High-gloss Black
- Ambient lighting – switchable BMW Classic Orange / Cold White LED
- Door sill finishers with M designation
- Drive Performance Control (ECO PRO, Comfort, Sport and Sport+ modes)
- Headlining, Anthracite
- Interior trim, Aluminium Hexagon with Estoril Blue finisher extending to front and rear doors
- Media package – BMW Professional
- M gear selector lever in Nappa leather with manual transmission
- M Sport instrument cluster
- M Sport multi-function leather steering wheel, three-spoke
- Remote control, including integrated key, with inset in Blue
- Sport seats, front

Exterior equipment:

- 18" light alloy M Double-spoke style 400 M with mixed tyres
- Air Breather, Black, High-gloss
- Exhaust tailpipe – dual left for 420i/d, 430i/d, 435d xDrive and twin with Chrome finisher for 440i
- Exterior trim, High-gloss Shadowline
- Kidney grille, Chrome with extra-wide Black, High-gloss vertical slats
- M aerodynamic bodystyling
- M Sport suspension
- Metallic paint on 430d/435d xDrive/440i
- Side exterior 'M' designation badges



□ 21B 18" M light alloy Double-spoke style 441 M, Ferric Grey with mixed tyres, 8J x 18, 225/45 R18 tyres front and 8.5J x 18, 255/40 R18 tyres rear.



□ 23N 18" light alloy V-spoke style 398, Orbit Grey with performance tyres, 8J x 18, 225/45 R18 tyres front and 8.5J x 18, 255/40 R18 tyres rear.



■ 2PE 18" M light alloy Double-spoke style 400 M with mixed run-flat tyres, 8J x 18, 225/45 R18 tyres front and 8.5J x 18, 255/40 R18 tyres rear.



□ 2PF 19" M light alloy Star-spoke style 403 M with mixed run-flat tyres, 8J x 19, 225/40 R19 tyres front and 8.5J x 19, 255/35 R19 tyres rear.



The BMW 440i M Sport Convertible with optional 19" M light alloy Double-spoke style 442 M wheels and exclusive Estoril Blue metallic paint.



■ Sport seats in Black Dakota leather with Blue highlight create a powerful look in the interior.

BMW 4 Series Convertible Standard / Optional equipment.



■ **Retractable Hard-Top** opens and closes quickly and automatically, even while driving at speeds of up to 8mph (13km/h). The hard-top's three segments neatly fold and nest into the roof box. The hard-top ensures year-round usability and provides excellent soundproofing even at high speeds.



□ **387 Wind Deflector** reduces draughts and air swirls at the shoulders and neck. Foldable for easy storage.
 ■ **Storage compartment for Wind Deflector**, innovative stowing solution is provided behind the rear seat backrest, without affecting boot capacity.



■ **Convertible roof switch** on the centre console opens and closes the hard-top.



□ **4NH Air Collar**, when the top is down, a variable speed dependent stream of warm air ensures superlative comfort by keeping the head and shoulder area warm. The level of heating is adjusted by choosing one of three temperature levels.



□ **465 Through-loading system.** The wide through-loading aperture significantly increases luggage capacity and makes it possible to transport longer items. If only the centre part of the cover is removed, long items can be allowed to protrude without affecting availability of the rear seats.



■ **Comfort loading-aid.** This function makes it easier to access the luggage compartment with the top down. At the press of a button, a hydraulic mechanism takes just a few seconds to move the roof including the boot lid upwards, for significantly improved access.



■ **Roll-over protection system**, fully retracted, increases the vehicle's safety. If the vehicle should overturn, the automatically deployed roll-over bars together with the reinforced windscreen frame protect the vehicle occupants.



■ **LED light in the headliner.** In the centre of the headliner is an integrated LED light for use by the rear seat occupants.

Genuine BMW Accessories.



20" light alloy Cross-spoke style 404; bicycle/E-Bike holder for the tow bar.



Luxury textile footmats, neat fit, dirt-repellent. Luxury edition with black mat and BMW lettering in the metal inlay shown here.



Snap-in adapter for phones and listening to music.



Luggage compartment floor mat, anti-skid mat made of durable plastic, precise fit.



Luxury key pouch, attractive leather holder for your BMW 4 Series remote control.



Luxury handbrake lever handle covered in leather. The central highlight adds a stylish touch.



BMW Junior Seat II-III, available in two colourways.

A BMW always delivers a special drive and Genuine BMW Accessories make the experience better still. Combining great ideas, immaculate design and sheer practicality to create innovative solutions, Genuine BMW Accessories are available in many categories: exterior, interior, communications & information and transport & luggage compartment solutions. Your BMW Retailer will be pleased to advise you on the complete range of Genuine BMW Accessories and provide a brochure. For further information, please visit www.bmw.co.uk/accessories



**ATHLETICISM THE WAY YOU LIKE IT.
EQUIPMENT FOR THE
BMW 4 SERIES COUPÉ.**

- EQUIPMENT OPTIONS FOR SE, SPORT, LUXURY AND M SPORT MODELS
- STANDARD AND OPTIONAL EQUIPMENT
- GENUINE BMW ACCESSORIES

THE BMW 4 SERIES SE COUPÉ.



The BMW 418d SE Coupé in optional Glacier Silver metallic paint and optional 18" light alloy V-spoke style 398 wheels.



The exterior trim and Air Breathers come in Matt Black, emphasising the sporty personality of the BMW 4 Series Coupé.



Xenon Headlights for low and high beam are included as standard and incorporate the headlight washing system, LED eyebrow and automatic headlight range control as well as parking lights and daytime driving lights via four illuminated corona light rings. Foglights in the front apron increase safety in bad visibility.



The cockpit with its centre console inclined towards the driver communicates typical BMW driver orientation. Standard equipment includes the BMW Professional radio, a 6.5" flat colour display screen, BMW Emergency Call, Bluetooth hands-free facility with USB interface and Sport multi-function leather steering wheel. Automatic air-conditioning with two-zone control and superb craftsmanship maximise the feel-good factor inside.



The interior shown here features Black Dakota leather upholstery, heated front seats and Satin Silver interior trim as standard. Numerous handy storage compartments, two cup holders in the centre console and door compartments with enough room to hold a 1 litre bottle are also included as standard in the BMW 4 Series Coupé.



Standard on the BMW 4 Series Coupé are 17" light alloy Star-spoke style 393 wheels.

THE BMW 4 SERIES SPORT COUPÉ.

Interior equipment:

- Air-conditioning and radio control panel in Black, High-gloss
- Ambient lighting – switchable BMW Classic Orange / Cold White LED
- Door sill finishers with BMW designation, front
- Drive Performance Control (ECO PRO, Comfort, Sport and Sport+ modes)
- Interior trim, Black, High-gloss with Coral Red finisher extending to front and rear doors
- Remote control, including integrated key, with inset in Red
- Sport instrument cluster with Red highlight and chrono scale
- Sport multi-function leather steering wheel, three-spoke with Red stitching
- Speedometer and rev counter with Red Chrono scales
- Sport seats, front
- Sun visors with illuminated vanity mirrors and ticket pocket

Exterior equipment:

- 18" light alloy Double-spoke style 397 with 225/45 tyres
- Air Breather, Black, High-gloss
- Exhaust tailpipe – single, left, with Dark Chrome finisher for 418d and dual left for 420i/d, 420i/d xDrive, 430i/d, 430d xDrive and 435d xDrive
- Front air inlet with Black, High-gloss finisher
- Kidney grille, Chrome with extra-wide Black, High-gloss vertical slats
- Rear bumper with Black, High-gloss finisher
- Side air inlets in Black/Aluminium



The BMW 418d Sport Coupé in optional Mineral Grey metallic paint.



■ The Sport seats for the driver and front passenger provide outstanding support. Standard Dakota leather upholstery shown here in Coral Red, with the lower dashboard also in Coral Red, underscores the sporty character of this model.



■ 18" light alloy Double-spoke style 397 with run-flat tyres, 8J x 18, 225/45 R18 tyres.



□ 21" 19" light alloy Star-spoke style 407 with mixed run-flat tyres, 8J x 19, 225/40 R19 tyres front and 8.5J x 19, 255/35 R19 tyres rear.

THE BMW 4 SERIES LUXURY COUPÉ.

Interior equipment:

- Air-conditioning and radio control panel in Black, High-gloss
- Ambient lighting – switchable BMW Classic Orange / Cold White LED
- Centre console panel highlight in Chrome
- Dakota leather upholstery with Exclusive stitching
- Door sill finishers with BMW designation, front
- Interior trim, Finition Anthracite wood with Pearl Chrome finisher extending to front and rear doors
- Media package – BMW Professional
- Remote control, including integrated key, with inset in Chrome
- Sport seats, front

Exterior equipment:

- 18" light alloy Multi-spoke style 416 with 225/45 tyres
- Air Breather, Chrome
- Exhaust tailpipe – single, left, with Chrome finisher for 418d and dual left for 420i/d, 420i/d xDrive, 430i/d, 430d xDrive and 435d xDrive
- Exterior trim, Chromeline
- Front air inlet with Chrome finisher
- Kidney grille, Chrome with Chrome vertical slats
- Metallic paint on 430d, 430d xDrive, and 440i
- M Sport suspension on 440i
- Rear bumper with Chrome finisher
- Side air inlets, highlighter in Chrome



The BMW 430i Luxury Coupé in optional Imperial Blue metallic paint.



■ The seats upholstered in Dakota leather, shown here in Saddle Brown with Exclusive stitching, make for a very sophisticated interior.



■ Door sill finishers with BMW designation.



■ 18" light alloy Multi-spoke style 416, with run-flat 8J x 18, 225/45 R18 tyres.



□ 21" 19" light alloy Multi-spoke style 399 with mixed run-flat tyres, 8J x 19, 225/40 R19 tyres front and 8J x 19, 255/35 R19 tyres rear.

THE BMW 4 SERIES M SPORT COUPÉ.

Interior equipment:

- Air-conditioning and radio control panel in Black, High-gloss
- Ambient lighting – switchable BMW Classic Orange / Cold White LED
- Door sill finishers with M designation
- Drive Performance Control (ECO PRO, Comfort, Sport and Sport+ modes)
- Headlining, Anthracite
- Interior trim, Aluminium Hexagon with Estoril Blue finisher extending to front and rear doors
- Media package – BMW Professional
- M gear selector lever in Nappa leather with manual transmission
- M Sport instrument cluster
- M Sport multi-function leather steering wheel, three-spoke
- Remote control, including integrated key, with inset in Blue
- Sport seats, front

Exterior equipment:

- 18" light alloy M Double-spoke style 400 M with mixed tyres
- Air Breather, Black, High-gloss
- Exhaust tailpipe – single, left, with Chrome finisher on 418d, dual left for 420i/d, 420i/d xDrive, 430i/d, 430d xDrive and 435d xDrive and twin with Chrome finisher for 440i
- Exterior trim, High-gloss Shadowline
- Kidney grille, Chrome with extra-wide Black, High-gloss vertical slats
- M aerodynamic bodystyling
- M Sport suspension (excluding xDrive models)
- Metallic paint on 430d, 435d xDrive and 440i
- Side exterior 'M' designation badges



□ 21B 18" M light alloy Double-spoke style 441 M, Ferric Grey with mixed tyres, 8J x 18, 225/45 R18 tyres front and 8.5J x 18, 255/40 R18 tyres rear.



□ 2PL 19" M light alloy Double-spoke style 442 M with mixed run-flat tyres, 8J x 19, 225/40 R19 tyres front and 8.5J x 19, 255/35 R19 tyres rear.



■ 18" M light alloy Double-spoke style 400 M with mixed run-flat tyres, 8J x 18, 225/45 R18 tyres front and 8.5J x 18, 255/40 R18 tyres rear.



□ 2PF 19" M light alloy Star-spoke style 403 M with mixed run-flat tyres, 8J x 19, 225/40 R19 tyres front and 8.5J x 19, 255/35 R19 tyres rear.



The BMW 440i M Sport Coupé with optional and exclusive Estoril Blue metallic paint.



■ Sport seats in Black Dakota leather create a powerful look in the interior.

BMW 4 Series Coupé Standard / Optional equipment.



■ **Rear seats** are designed as individual seats that offer perfect lateral support and lots of headroom, thanks to their low position. The headrests integrated into the rear backrest enhance both seating comfort and safety for passengers in the rear seats.



□ **760 Exterior trim, High-gloss Shadowline**, B-pillar and Hofmeister kink with Black, High-gloss finish reflect hallmark BMW elegance and design.
 □ **420 Sun protection glass** for the rear window and rear side windows (tinted) reduces heat build-up, for pleasant interior conditions.



□ **465 Split-folding rear seat**, has a 40:20:40 split that enables flexible seat and luggage compartment configuration. Includes a centre armrest with two cup holders. A matching ski and snowboard bag is also available from Genuine BMW Accessories.



□ **415 Sunblind** for rear window, electric, deflects intense sunlight and provides effective protection from prying eyes.



■ **Automatic seatbelt handover** conveniently moves the seatbelts from the B-pillar to within the driver's and front passenger's reach.

BMW M Performance Accessories.



BMW M Performance rear spoiler in carbon.

BMW M Performance, 20" light alloy Double-spoke style 405 M, front splitter in carbon, kidney grille Black, High-gloss, exterior mirror covers in carbon, side stripes in Black/Silver and side sill decals.



BMW M Performance silencer system with Chrome tailpipes; BMW M Performance rear diffuser.



BMW M Performance, 20" light alloy Double-spoke style 624 M, Black matt, burnished.



BMW M Performance steering wheel II Alcantara with carbon trim and race display.



BMW M Performance carbon interior trim with Alcantara.




BMW M Performance gearshift selector in carbon and BMW M Performance centre console gearshift trim in carbon and Alcantara.


Choosing a BMW means choosing sporting performance, outstanding driving dynamics and innovative technology, because these are the principles that we're not prepared to compromise on – principles that reach their full expression in the BMW M Performance Accessories range. A multitude of technical and visual components in the fields of aerodynamics, chassis, drivetrain and cockpit serve one consistent aim: making the fascination of supreme dynamic performance even more compelling. BMW M Performance Accessories have been developed for people who are enthusiastic about top engineering performance and who want to give visible expression to this enthusiasm. Your BMW Retailer will be happy to advise you on the complete range of BMW M Performance Accessories and provide you with a dedicated catalogue. For further information please visit

➤ www.bmw.co.uk/mpperformanceaccessories

EXTERIOR COLOURS.




■ Non-metallic 668 Jet Black^{1,2}



□ Metallic B39 Mineral Grey



□ Metallic A83 Glacier Silver



□ Metallic 475 Black Sapphire



■ Non-metallic 300 Alpine White



□ Metallic A96 Mineral White¹



□ Metallic B38 Midnight Blue¹



□ Metallic A75 Melbourne Red



□ Metallic A92 Orion Silver¹



□ Metallic B53 Sparkling Brown¹



□ Metallic A89 Imperial Blue Xirallic¹

M SPORT.



□ Metallic B45 Estoril Blue³

BMW INDIVIDUAL.



□ BMW Individual X08 Champagne Quartz metallic⁴



□ BMW Individual X12 Smoky Topaz metallic⁴



□ BMW Individual X10 Tanzanite Blue metallic⁴



□ BMW Individual X02 Citrine Black metallic⁴

¹ Not available on M Sport models.

² Not available on 440i, 330d, 330d xDrive or 335d xDrive.

³ M Sport models only.

⁴ Not available on SE models.

These pages show the colours and materials available for the BMW 4 Series Convertible and BMW 4 Series Coupé. Use them to identify your favourite colours, or compare various combinations. These colour samples are meant to give you a first impression of paints and materials. Experience has shown, however, that printed versions of paint, upholstery, and interior trim colours cannot always faithfully reproduce the colour appearance of the originals. We recommend therefore that you consult your BMW Retailer who will be happy to show you original samples and assist with any requests.

BMW UPHOLSTERY COLOURS CONVERTIBLE.

LEATHER.

Available with

SE
 Sport
 Luxury
 M Sport

Dakota leather
LCSW Black

SE

Dakota leather
LCV1 Venetian Beige

SE
 Sport
 Luxury
 M Sport

Dakota leather
LCOM Oyster with Dark Oyster highlight

Sport
 M Sport

Dakota leather
LCL5 Coral Red with Black highlight

Sport

Dakota leather
LCL3 Black with Red highlight

Luxury

Dakota leather
LCLZ Black with Exclusive stitching

Luxury

Dakota leather
LCV2 Venetian Beige with Exclusive stitching

M Sport

Dakota leather
LCD3 Saddle Brown

Luxury

Dakota leather
LCLX Saddle Brown with Exclusive stitching

M Sport

Dakota leather
LCNL Black with Blue highlight

BMW INDIVIDUAL LEATHER. Available with



Sport
 Luxury
 M Sport

BMW Individual Extended Merino leather
ZAOV Opal White¹



Sport
 Luxury
 M Sport

BMW Individual Extended Merino leather
ZAKS Cashmere Beige¹



Sport
 Luxury
 M Sport

BMW Individual Extended Merino leather
ZAG8 Gold Brown¹



Sport
 Luxury
 M Sport

BMW Individual Extended Merino leather
ZAML Nutmeg¹



Sport
 Luxury
 M Sport

BMW Individual Extended Merino leather
ZASW Black¹

BMW INTERIOR TRIMS CONVERTIBLE.

PAINT FINISHES.

Available with



SE

4CG Satin Silver



Sport

4LV Black, High-gloss with Coral Red finisher

ALUMINIUM TRIMS.

Available with



SE
 Sport
 M Sport

4LS Brushed Aluminium with Pearl Chrome finisher



SE
 Sport
 M Sport

4FT Brushed Aluminium with Black, High-gloss finisher



M Sport

4WF Aluminium Hexagon with Estoril Blue finisher



M Sport

4WG Aluminium Hexagon with Black, High-gloss finisher

WOOD TRIMS.

Available with




SE
 Luxury
 M Sport

4FU FineLine Anthracite wood with Pearl Chrome finisher



SE
 Luxury
 M Sport

4FW Burr Walnut wood with Pearl Chrome finisher



Luxury

4GB Burr Walnut wood with inlays with Pearl Chrome finisher



Luxury
 M Sport

4GA Ash Grain wood with metal inlay with Pearl Chrome finisher

BMW INDIVIDUAL INTERIOR TRIMS.

Available with



SE
 Sport
 Luxury
 M Sport

BMW Individual
XEX Ash Grain White wood with Pearl Chrome finisher



Sport
 Luxury
 M Sport

BMW Individual
XE5 Sycamore Red Brown, Dark wood with Pearl Chrome finisher



SE
 Sport
 Luxury
 M Sport

BMW Individual
XE7 Piano Black with Pearl Chrome finisher

¹ BMW Individual Extended Merino leather upholstery with contrast stitching and piping comprises front and rear seats including headrests, door trim inserts, door armrests and centre console armrest. Piping on front and rear seats and headrests in contrasting colour.

Some interior features, depending on selected upholstery colour, may differ in colour.

Please note that even normal long or short-term use can lead to unrecoverable upholstery damage. This can be caused in particular by non-colourfast clothing.

BMW UPHOLSTERY COLOURS COUPÉ.

LEATHER.

Available with	Dakota leather
<input checked="" type="checkbox"/> SE <input checked="" type="checkbox"/> Luxury <input checked="" type="checkbox"/> Sport <input checked="" type="checkbox"/> M Sport	LCSW Black
<input checked="" type="checkbox"/> SE	LCV1 Venetian Beige
<input checked="" type="checkbox"/> SE <input checked="" type="checkbox"/> Sport <input checked="" type="checkbox"/> Luxury <input checked="" type="checkbox"/> M Sport	LCOM Oyster with Dark Oyster highlight
<input checked="" type="checkbox"/> Sport <input checked="" type="checkbox"/> M Sport	LCL5 Coral Red with Black highlight
<input checked="" type="checkbox"/> Sport	LCL3 Black with Red highlight
<input checked="" type="checkbox"/> Luxury	LCLZ Black with Exclusive stitching
<input checked="" type="checkbox"/> Luxury	LCV2 Venetian Beige with Exclusive stitching
<input checked="" type="checkbox"/> M Sport	LCD3 Saddle Brown
<input checked="" type="checkbox"/> Luxury	LCLX Saddle Brown with Exclusive stitching
<input checked="" type="checkbox"/> M Sport	LCNL Black with Blue highlight

BMW INDIVIDUAL LEATHER.

Available with	BMW Individual Extended Merino leather
<input type="checkbox"/> Sport <input type="checkbox"/> Luxury <input type="checkbox"/> M Sport	ZAOW Opal White ¹
<input type="checkbox"/> Sport <input type="checkbox"/> Luxury <input type="checkbox"/> M Sport	ZAKS Cashmere Beige ¹
<input type="checkbox"/> Sport <input type="checkbox"/> Luxury <input type="checkbox"/> M Sport	ZAG8 Gold Brown ¹
<input type="checkbox"/> Sport <input type="checkbox"/> Luxury <input type="checkbox"/> M Sport	ZAML Nutmeg ¹
<input type="checkbox"/> Sport <input type="checkbox"/> Luxury <input type="checkbox"/> M Sport	ZASW Black ¹

BMW INTERIOR TRIMS COUPÉ.

PAINT FINISHES.

Available with	Paint Finish
<input checked="" type="checkbox"/> SE	4CG Satin Silver
<input checked="" type="checkbox"/> Sport	4LV Black, High-gloss with Coral Red finisher

ALUMINIUM TRIMS.

Available with	Aluminium Trim
<input type="checkbox"/> SE <input type="checkbox"/> Sport <input type="checkbox"/> M Sport	4LS Brushed Aluminium with Pearl Chrome finisher
<input type="checkbox"/> SE <input type="checkbox"/> Sport <input type="checkbox"/> M Sport	4FT Brushed Aluminium with Black, High-gloss finisher
<input checked="" type="checkbox"/> M Sport	4WF Aluminium Hexagon with Estoril Blue finisher
<input type="checkbox"/> M Sport	4WG Aluminium Hexagon with Black, High-gloss finisher

WOOD TRIMS.

Available with	Wood Trim
<input type="checkbox"/> SE <input checked="" type="checkbox"/> Luxury <input type="checkbox"/> M Sport	4FU Finesline Anthracite wood with Pearl Chrome finisher
<input type="checkbox"/> SE <input type="checkbox"/> Luxury <input type="checkbox"/> M Sport	4FW Burr Walnut wood with Pearl Chrome finisher
<input type="checkbox"/> Luxury	4GB Burr Walnut wood with inlays with Pearl Chrome finisher
<input type="checkbox"/> Luxury <input type="checkbox"/> M Sport	4GA Ash Grain wood with metal inlay with Pearl Chrome finisher

BMW INDIVIDUAL INTERIOR TRIMS.

Available with	BMW Individual interior trim
<input type="checkbox"/> SE <input type="checkbox"/> Sport <input type="checkbox"/> Luxury <input type="checkbox"/> M Sport	XEX Ash Grain White wood with Pearl Chrome finisher
<input type="checkbox"/> SE <input type="checkbox"/> Sport <input type="checkbox"/> Luxury <input type="checkbox"/> M Sport	XE5 Sycamore Red Brown, Dark wood with Pearl Chrome finisher
<input type="checkbox"/> SE <input type="checkbox"/> Sport <input type="checkbox"/> Luxury <input type="checkbox"/> M Sport	XE7 Piano Black with Pearl Chrome finisher

¹ BMW Individual Extended Merino leather upholstery with contrast stitching and piping comprises front and rear seats including headrests, door trim inserts, door armrests and centre console armrest. Piping on front and rear seats and headrests in contrasting colour.

Some interior features, depending on selected upholstery colour, may differ in colour.

Please note that even normal long or short-term use can lead to unrecoverable upholstery damage. This can be caused in particular by non-colourfast clothing.

BMW Individual

The expression of personality.



BMW Individual
Pyrite Brown metallic paint.¹



The BMW Individual 4 Series Coupé and 4 Series Convertible. The most stylish way to move between heaven and earth.


□ Just a whisper above the ground, the smooth dark lustre of the BMW Individual Pyrite Brown metallic paint flows across the car's powerful contours. Inspired by the metallic glow of pyrite, gold and silver pigments sparkle below the surface. They lend a mysterious depth to the paint finish, creating a fascinating interplay of light and shadow. Facing the sky: with the top down, the enticingly bright interior develops its unique charisma. The velvety surface of the BMW Individual Extended Merino leather in Opal White speaks of sheer luxury. Refined contrast piping, stitching and other decorative elements provide exclusive highlights. The matching BMW Individual Fine-wood Ash Grain White trim completes the light-flooded interior, its subtle, natural grain shining through the high-gloss finish. Complemented by the leather-covered instrument panel, it creates a unique ambience when driving with the top down: in touch with the road, and yet so close to the sky. Slightly less airy, but just as breathtaking, is the BMW 4 Series Coupé – an inspiring embodiment of classic elegance.



BMW Individual Fine-wood
Ash Grain White interior trim.



BMW Individual Extended Merino leather upholstery in Opal White
with Fine-wood Ash Grain White interior trim and leather-covered instrument panel.



Standard / Optional equipment.



2FM 18" light alloy V-spoke style 398 with mixed run-flat tyres, 8J x 18, 225/45 R18 front and 8.5J x 18, 255/40 R18 rear.



2DY 18" light alloy Star-spoke style 396 with run-flat tyres, 8J x 18, 225/45 R18 tyres.

2A4 19" light alloy Double-spoke style 401 with mixed run-flat tyres, 8J x 19, 225/40 R19 front and 8.5J x 19, 255/35 R19 rear.



2DW 17" light alloy Star-spoke style 393 with run-flat tyres, 7.5J x 17, 225/50 R17 tyres (standard on SE models).



2P5 18" light alloy Turbine style 415 with run-flat tyres, 8J x 18, 225/45 R18 tyres.

Sport.



2T1 19" light alloy Star-spoke style 407 with mixed run-flat tyres, 8J x 19, 225/40 R19 front, 8.5 x 19, 255/35 R19 rear.



2A5 18" light alloy Double-spoke style 397 with run-flat tyres, 8J x 18, 225/45 R18 tyres.

Luxury.



2L1 19" light alloy Multi-spoke style 399 with mixed run-flat tyres, 8J x 19, 225/40 R19 front and 8.5J x 19, 255/35 R19 rear.



2H2 18" light alloy Multi-spoke style 416, with run-flat tyres, 8J x 18, 225/45 R18 tyres.

BMW Individual.



2T0 BMW Individual 19" light alloy V-spoke style 626 I, Ferric Grey with mixed run-flat tyres, 8J x 19, 225/40 R19 tyres front and 8.5J x 19, 255/35 R19 rear. Subtle laser-engraved BMW Individual lettering. (Not available with M Sport models).

M Sport.



2PE 18" M light alloy Double-spoke style 400 M with mixed run-flat tyres, 8J x 18, 225/45 R18 tyres front, 8.5J x 18, 255/40 R18 tyres rear.



23N 18" light alloy V-spoke style 398, Orbit Grey with mixed Performance tyres, 8J x 18, 225/45 R18 front and 8.5J x 18, 255/40 R18 rear.



21B 18" M light alloy Double-spoke style 441 M, Ferric Grey with mixed run-flat tyres, 8J x 18, 225/45 R18 front and 8.5J x 18, 255/40 R18 tyres rear.



2PL 19" M light alloy Double-spoke style 442 M with mixed run-flat tyres, 8J x 19, 225/40 R19 front and 8.5J x 19, 255/35 R19 rear.



21C 19" M light alloy Double-spoke style 442 M, Bicolour Orbit Grey with mixed run-flat tyres, 8J x 19, 225/40 R19 front and 8.5J x 19, 255/35 R19 rear.

2NH M Sport brakes with fixed-caliper brake in Blue with M badge, larger brake disc for enhanced braking power. (Only with M Sport models).

Standard / Optional equipment.



- **524 Adaptive LED Headlights.** Variable headlight beam distribution for better illumination of bends at extended distances with variable headlight beam-throw control for urban and motorway driving. Not active when car is reversing or when car is stationary and steering turned to offside, to avoid dazzling oncoming traffic. Additional cornering lights in the foglights for improving vision at close range. Includes High-beam Assistant.
- **Xenon Headlights** for low and high beam include headlight washing system, LED accent lights and automatic headlight range control as well as parking lights and daytime driving lights via four LED light rings.
- **5AC High-beam Assistant** automatically switches to low beam when there is oncoming traffic or another car ahead. Whenever there is sufficient external lighting, for example in urban areas, the High-beam Assistant reacts by automatically dipping the beam.
- **Headlight wash** ensures optimum headlight brightness in all kinds of weather. When the lights are on, the headlights are automatically cleaned in unison with the windscreen if the wiping function is activated.



- **Dynamic brake lights,** with flashing function, enable traffic travelling behind to tell the difference between a light touch on the brake pedal and a more urgent hard press – for increased driving safety.



- **Foglights,** positioned in the front apron to increase safety in poor visibility. Includes heated exterior mirrors and heated screenwash nozzles.



- **760 Exterior trim, High-gloss Shadowline,** features on the front and rear window frames, the B-pillar, the exterior mirror frames and the mirror base. (Standard on M Sport models).
- **3L8 Exterior trim, Matt Aluminium,** features on the front and rear window frames, the B-pillar, the exterior mirror frames and the mirror base. (Standard on BMW 4 Series Convertible SE and Sport models).



- **Air Breathers** are located behind the front wheel arches and channels airflow at the front wheels. This decreases air turbulence, reducing fuel consumption and CO₂ emissions. Shown above in Black, High-gloss (standard for M Sport models).



- **Exhaust tailpipes with Dark Chrome finisher,** single, are standard with all 418d (Coupé models only). With dual tailpipes for 420i/d, 420i/d xDrive (Coupé models only), 430i/d, 430i/d xDrive (Coupé models only) and 435d xDrive Sport models.



- **3AC Towbar** can be electrically folded away under the rear apron. Included trailer stability control. For trailer loads of up to 1,800kg, depending on the choice of engine.



- **2TB Sport automatic transmission,** eight-speed, including sporty gear lever and Sport+ mode. Delivers fast and flawless gear shifts for maximum driving dynamics and can be operated via the gearshift paddles on the steering wheel. Includes Launch Control. Standard on BMW 4 Series Coupé 430d/430d xDrive/435d xDrive models.
- **2VF Adaptive M Sport suspension,** adjustable and dynamically variable suspension system. Dampers continuously react to the road surface and driving style. This option adds Sport+ mode to Drive Performance Control.



- **205 Automatic transmission,** eight-speed, makes changing gears and driving significantly easier thanks to smoother engine speed transitions and shorter gear ratios. (Available with 418d (Coupé models only), 420i/d, 420i/d xDrive (Coupé models only))



- **Six-speed manual transmission,** for a very sporty drive. Smooth, with perfect ratios and precise, short-throw gearshifts. The tight spacing of gear ratios means that you can make even more individual use of the engine's power.

Standard / Optional equipment.



□ **iDrive Touch Controller** with BMW Professional Multimedia Navigation system enables intuitive and convenient operation of the iDrive system. The touch sensitive pad located on the rotary dial allows written character entry, for example, writing telephone numbers and address information.



■ **BMW Professional radio** includes fixed 6.5" LCD colour display, iDrive Controller, MP3-capable CD drive, six loudspeakers and 4 x 25W output.
 ■ **DAB tuner** delivers brilliant sound quality and excellent reception of digital radio stations, including special-interest broadcasters.



■ **Instrument cluster** with four analogue displays – speedometer, rev counter, fuel gauge, oil temperature – and Info Display. The latter shows data such as exterior temperature and on-board computer functions.
 □ **6WA Full Black panel display**, includes a high-resolution display in the instrument cluster. Check control, system feedback and service interval messages output as text and symbols in the display. (Included with Active Cruise Control and Head-up Display, as well as Active Security and BMW Professional Media packages).



□ **610 Head-up Display** projects key driving information onto the windscreen, in your direct field of vision. The information displayed can be customised in the vehicle Settings and includes the current speed of travel, navigation instructions or telephone and music listings. This convenient display ensures that your eyes are always on the road ahead for a safer driving experience.¹



■ **Drive Performance Control including ECO PRO mode.** Allows you to select your desired mode at the touch of a button. In Comfort mode, the engine and transmission remain in their standard settings. ECO PRO mode is orientated towards efficiency, while Sport mode puts the focus on even more dynamic driving. The active setting is shown beneath the speedometer.
 □ **2VF Adaptive M Sport suspension** features dynamic damper control. The driver can choose between Comfort or Sport suspension settings using the Drive Performance Control button.



□ **688 Loudspeaker system – harman/kardon** includes a powerful 600W digital amplifier, 16 loudspeakers for Coupé (12 loudspeakers for Convertible), individually adjusting equalizer for outstanding sound quality and harman/kardon designation.



□ **676 Loudspeaker system – BMW Business** with 205W amplifier output, features 9 loudspeakers for even sound distribution throughout the vehicle interior. The multichannel amplifier allows precise audio adjustment for brilliant sound.



□ **XT1 BMW Individual instrument panel finished in leather** features Nappa leather trims matched to the interior colour for the top of the instrument panel and upper-arm trim panels. Instrument panel bottom in Merino leather matched to the BMW Individual upholstery colour. Contrasting seams for the instrument panel top and bottom. Only in conjunction with BMW Individual Extended Merino leather.



■ **On-board computer** provides data on average speed, average and current fuel consumption, range and exterior temperature.
 ■ **Auto Start-Stop** automatically switches off the engine during brief stops in order to save fuel.



□ **8TH Speed Limit Display** keeps the driver informed of the maximum permissible speed of the road being travelled. A camera 'reads' relevant signs above and beside the road, and compares the information with the speed limits recorded in the Navigation system. The speed limit is then displayed in the instrument cluster.



□ **609 Navigation system – BMW Professional Multimedia** including fixed 8.8" display, DVD drive, new iDrive Touch Controller with direct access buttons, favourite buttons, integrated hard disk (20GB) for audio data and navigation instructions, 3D city models, multi map views and Real Time Traffic Information (RTTI). Also includes functionality of BMW Professional radio with single CD player. Only with BMW Professional Media package. (Standard on Luxury and M Sport models)



■ **606 BMW Navigation System** including iDrive Controller, high-resolution 6.5" fixed display, favourite keys, integrated memory for navigation data, maps or combined maps/arrow display and route planning including ECO PRO route. (Standard on SE and Sport models).



□ **4M5 BMW Individual instrument panel finished in leather** features Nappa leather trims in Black for the top and bottom of the instrument panel. Only in conjunction with Dakota leather.



□ **5AS Driving Assistant**, for enhanced safety. Combines Lane Departure Warning, should the driver unintentionally stray from the lane of travel, and Forward Collision Warning which alerts drivers of potential collisions.

¹ Image also shows optional Speed-limit information.

Standard / Optional equipment.



■ **M Sport multi-function leather steering wheel** provides excellent grip thanks to thumb rests and thicker rim. Only with M Sport models.

■ **Multi-function buttons on the steering wheel**, for operating Cruise Control, telephone, voice and audio functions if installed.



□ **2XM BMW Individual fine-grain leather steering wheel**, modelled on the Sport leather steering wheel, with superior-quality leather and a thicker wheel rim. (Standard on Luxury models).



■ **Automatic air-conditioning with two-zone control** (shown here on Luxury model), separate controls, for driver and front passenger, automatic air recirculation, microfilter, humidity and solar sensor and Max Cool button.

■ **Sport leather steering wheel**, Black, three spoke, with multi-function buttons and Chrome trim. Not available with M Sport models.

□ **2VL Variable Sport Steering** for enhanced agility and parking comfort. Adds Sport+ mode to Drive Performance Control.

■ **Servotronic** adapts power steering support according to speed and ensures a more direct and precise steering experience at high speeds. It also enhances comfort when parking and manoeuvring.



□ **6NW Enhanced Bluetooth** with wireless charging provides an improved hands-free capability by provision of a second microphone, USB and NFC interfaces and Wi-Fi audio streaming¹.

■ **Bluetooth hands-free facility with USB audio interface** and audio streaming, for wireless connection of suitable Bluetooth mobile phones¹ or connection of compatible audio sources such as MP3 players via the USB port.



■ **Extended lighting**. Door handle lighting, LED reading lights at the front and rear with ambient lighting, front footwell lights, vanity mirror lighting for driver and front passenger and LED luggage compartment light.



□ **481 Sport seats for driver and front passenger**, electric backrest width adjustment provides optimum lateral support. Seat length, height, backrest, seat angle as well as thigh support are manually adjustable. Standard on Sport, Luxury and M Sport models.



■ **Rear-view mirror, automatically dimming**; electrochromatic mirror, with automatic anti-dazzle function.

□ **430 Exterior mirrors – electrically folding with anti-dazzle**, tinted blue and including mirror memory, automatic dipping parking function for passenger side mirror when reversing, and electric fold-in function for both exterior mirrors.

■ **Alarm system** with remote control. Anti-theft device triggers acoustic signals in the event of an attempted break-in or unauthorised transport of the vehicle, and simultaneously switches on the hazard warning lights.



□ **4AE Armrest front, sliding**, foldable, with integrated storage compartment.

■ **Armrest front**, folding with storage compartment.



■ **Standard seats**, for driver and front passenger, with manual adjustment of fore/aft position, backrest angle, headrest height and seat height adjustment. The Easy Entry function folds the whole seat forward for comfortable access to the rear seats.



■ **Seat heating, front**, with three heating levels, warms up the seat surface and the central part of the backrest.



□ **459 Seat adjustment, front, electric with driver memory**, enables adjustment of seat height, backrest angle, fore/aft position and seat angle tilt. Two position memory function for driver's side. Standard for BMW 4 Series Coupé, 430i/d, 430d xDrive, 435d xDrive, 440i and all BMW 4 Series Convertible models.

□ **488 Lumbar support, driver and front passenger**, electrically adjustable for height and depth. Ensures an ergonomically correct seating position.

¹ For information on the Bluetooth compatibility of smartphones and other mobile devices please visit www.bmw.co.uk/bluetooth

Standard / Optional equipment.



■ **BMW Emergency Call** provides a direct link to the local Emergency Services whenever needed – without the use of a mobile phone.



□ **6AM Real Time Traffic Information**¹ captures the current traffic situation on motorways, major and minor roads and on urban routes, delivering precise data on the extent of traffic congestion practically in real time and recommending alternative routes accordingly.



□ **5DF Active Cruise Control with Stop&Go function** automatically adjusts the distance between the car and the vehicle ahead using sensors in the front bumper and in stop/start motorway traffic maintains the distance to the car ahead even if it comes to a complete stop. Only with automatic transmission.



□ **5DP Park Assist** makes parallel parking easier. The system measures gaps as the car passes and when a suitable space has been found, Park Assist will take care of the steering, while the driver continues to operate the accelerator and brake pedals.¹



□ **5DL Surround-view**, comprises Top-view and Side-view, providing support in confined situations and an early view of approaching traffic for pulling away from side roads and visibility limited areas. (Only in conjunction with Reversing Assist camera and Exterior mirrors, folding).



□ **Message dictation** in conjunction with BMW Professional Multimedia Navigation system, your spoken reply is converted into a text document that you can then send out. So you can make profitable use of your time behind the wheel, and remain focused on what's most important: the road ahead.



□ **322 Comfort Access with smart-opener** provides keyless vehicle access. When you have the key fob on your person, simply touch the door handle or boot lid and the BMW unlocks or locks as required by transmitting an identification signal to the car and a touch of the Start-Stop button is all it takes to start the engine. The smart-opener* allows contactless opening of the boot lid via a sensor underneath the rear bumper, adding extra convenience when you have your hands full. For the BMW 4 Series Convertible, Comfort Access also enables the opening and closing of the roof.



■ **Cup holders**, four. Two are located in the centre console in front of the gearshift lever and a further two into the rear centre armrest.



□ **493 Extended storage – BMW 4 Series Coupé**, has nets on the front seatbacks, two 12V sockets, nets, bag hooks as well as a dividable storage compartment under the luggage compartment floor.
□ **493 Extended storage – BMW 4 Series Convertible**, has a retaining net and 12V socket on the floor of the luggage compartment, a second 12V socket is located in the centre console.



■ **Storage compartments** in the doors, large enough for 1.0 litre bottles, a compartment with lid in the front centre console, an open compartment under the central armrest at the front and in the rear centre console, cup holders at the front and two at the back, storage tray and glove box.



■ **Personal Profile** uses the vehicle key to save your individual settings for, among others the temperature and air distribution of the automatic air conditioning as well as seat and exterior mirrors positions. These settings will be applied when you unlock the car with your personal key.



□ **BMW Service Inclusive.** Service costs are another area where your BMW Dealer can offer you an intelligent solution. With BMW Service Inclusive, routine maintenance service will be provided at no extra cost for the agreed duration or mileage. For more information visit

➔ www.bmw.co.uk/serviceinclusive

* Smart-opener only available with Coupé model.

THE BMW SERVICE CONCEPT:

When you buy a BMW, you can look forward to superb service and comprehensive customer care. **Condition Based Service** tracks service fluids and parts subject to wear, and where appropriate indicates required service stops on the display. In combination with **BMW TeleServices**, the vehicle data collected by Condition Based Service are automatically transmitted to BMW. Your preferred **BMW Service Retailer**

BMW SERVICE INCLUSIVE.



BMW Service Inclusive:

Wouldn't it be good to know your comprehensive servicing costs in advance? Well, that's exactly what BMW Service Inclusive¹ provides and for a low one-off payment.

BMW Service Inclusive¹ lasts for 5 years or 50,000 miles (whichever occurs first) and covers all your vehicle's comprehensive servicing requirements. Alternatively you can choose BMW Service Inclusive Plus¹ which in addition to servicing also covers maintenance items such as brake pads, brake discs and windscreen wipers. And whenever

BMW EMERGENCY SERVICE.



BMW Emergency Service. BMW Emergency Service is the only roadside and assistance programme designed specifically for BMW vehicles offering an exceptional range of benefits and services. It is available 24 hours a day, 7 days a week and utilises a dedicated fleet of BMW Approved Technicians, equipped with Genuine Parts and tools, ensuring that you and your vehicle receive the best possible care in the event of any motoring emergency.

THE BMW EXPERIENCE.



BMW News: To ensure you're one of the first to hear the latest BMW news and developments, BMW UK offer an email programme. Sign-up at: www.bmw.co.uk/newsletter



BMW World, an iconic building in the Munich skyline. The BMW World is a true brand experience where it's possible to marvel at the historic BMWs in the museum, learn about our engineers' newest innovations and take a tour of the plant to experience with your own eyes the cutting-edge and exacting methods used to create a BMW.



BMW Magazine: Every new BMW customer receives a complimentary subscription to BMW Magazine. This publication features all the latest news and developments from BMW, together with a variety of driving and lifestyle features.

can access the vehicle data. They will contact you when necessary to arrange a service appointment where the required repairs can be performed, using **Genuine BMW Parts**, so your driving pleasure can continue indefinitely. Worldwide, you can call on more than **3,300 Service Authorised Workshops** in more than **150 countries**.

BMW CONNECTED DRIVE SERVICES.



BMW ConnectedDrive Services.

A function using the built-in BMW SIM card to provide telematic and online services that are fully integrated into your BMW vehicle. All services require connection to a UK mobile network. Some services are available in other European countries. The range of ConnectedDrive Services that are available depends on the specification of the vehicle. The service duration varies depending on the ConnectedDrive Service.

For further information on BMW ConnectedDrive Services and terms and conditions please visit www.bmw.co.uk/connecteddrive-information

BMW FINANCIAL SERVICES.



BMW Financial Services: BMW Financial Services offers a range of finance and insurance solutions designed to help you drive the BMW of your choice. All our products offer you the flexibility to customise your finance, making driving any BMW a reality. After all, who knows more about financing your BMW than BMW.

For customers in the United Kingdom If you would like to find out more information, visit www.bmwfs.co.uk Here, you will also find details of our comprehensive range of products and current offers engineered for every eventuality. BMW (UK) Ltd is a credit broker and not a lender. Finance is subject to status and available to over 18s in the UK only. Guarantees and

indemnities may be required. Finance is provided by BMW Financial Services (GB) Limited, Summit ONE, Summit Avenue, Farnborough, Hampshire GU14 0FB.

For customers in Ireland If you would like to find out more information, visit <http://www.bmw.ie/en/topics/owners/for-owners/bmw-financial-services.html> Here, you will also find details of our comprehensive range of products and current offers engineered for every eventuality. Finance is subject to status and available to over 18s in the IE only. Guarantees and indemnities may be required. Finance is provided by BMW Financial Services (Ireland) Limited, Swift Square, Santry Demesne, Santry, D09 R802, Dublin, Ireland.

¹ Service Inclusive and Service Inclusive Plus are available as cost options. Terms and conditions apply, for full details speak to your retailer or visit www.bmw.co.uk/serviceinclusive

² For further information, please contact your local BMW Retailer.

SHAPING THE FUTURE – RESPONSIBLY.



In 2015, the BMW Group was once again listed in the Dow Jones Sustainability World and Europe Indices and thus ranked one of the most sustainable automotive companies worldwide. The development of efficient vehicle concepts and eco-friendly production processes, up to and including recycling, is an integral part of our engineering philosophy. Thanks to BMW EfficientDynamics, the CO₂ emissions of our European new-vehicle fleet have dropped by more than 30% since 1995. Over the period from 2006 to 2020 we are also aiming to achieve a 45% reduction in the amount of resources – such as water and energy – that our manufacturing operations consume. Since 2007, production in our engine plant in Steyr, Austria, has generated zero waste water. And of course each of our vehicles is designed for easy and economical recycling after its long running life. Please contact your BMW Centre on all matters regarding your end-of-life vehicle. For further information please visit our website.

www.bmw.co.uk/EfficientDynamics
www.bmwgroup.com/responsibility
www.bmw.com/recycling

More about BMW



www.bmw.co.uk
www.bmw.ie

**The Ultimate
Driving Machine**

The models illustrated in this brochure show the specifications and configurations (standard and optional equipment) of vehicles produced by BMW AG for the German market. According to the specific requirements of other markets, alterations in standard and optional equipment and the configurations available for the different models, as described in this brochure, may occur. For more precise information about country-specific vehicle versions, please contact your local BMW Retailer. Subject to change in design and equipment. Part number 95 38 1 004 019. July 2016.

© BMW AG, Munich/Germany. Not to be reproduced wholly or in part without written permission of BMW AG, Munich.

4 11 004 228 21 2 2016 BM. Printed in Germany 2016.

