



The Ultimate  
Driving Machine



# THE NEW BMW 5 SERIES TOURING.

**BMW EFFICIENT DYNAMICS.**  
LESS EMISSIONS. MORE DRIVING PLEASURE.

THE NEXT  
100 YEARS



## THE NEW BMW 5 SERIES TOURING.



## DIGITAL DISCOVERY: THE NEW BMW BROCHURES APP.



More information, more driving pleasure: The new BMW brochures app offers you a brand new digital and interactive BMW experience. Download the BMW brochures app for your smartphone or tablet now and explore new perspectives of your BMW.

## INNOVATION AND TECHNOLOGY.



18 BMW EfficientDynamics



20 BMW ConnectedDrive



22 Suspension and safety

## EQUIPMENT.



24 Models



28 BMW Individual



30 Equipment highlights



34 Exterior colours



36 Interior colours



38 Wheels and tyres



41 Genuine BMW Accessories



**HIGH PERFORMER.**  
AMBITION RAISED.

# IN FULL COMMAND OF ITS TERRITORY – THE ROAD.

OUTSTANDING PERFORMANCE THANKS TO BMW TWINPOWER TURBO ENGINES II  
IMPRESSIVE EFFICIENCY THANKS TO BMW EFFICIENT DYNAMICS TECHNOLOGY II  
IMPROVED DYNAMICS THANKS TO EFFICIENT LIGHTWEIGHT CONSTRUCTION II  
INCREASED SAFETY THANKS TO OPTIONAL BMW ICON ADAPTIVE LED HEADLIGHTS



**IN SHORT:  
A LONG WAY AHEAD.**

SPORTY AND ELEGANT ATMOSPHERE IN THE INTERIOR II DYNAMIC FORM II  
HIGH-QUALITY MATERIALS II SPACIOUSNESS AND COMFORT



# EVERY CONTOUR A SIGN OF CHARACTER.

CHARACTERISTIC REAR DESIGN II HORIZONTAL DESIGN EMPHASISES  
A FIRM STREET BEARING II CLASSIC BMW L-SHAPED REAR LIGHTS IN  
A NEW STREAMLINED AESTHETIC II OPPOSING SIDE TAILPIPE DESIGN



## A SMALL GESTURE – A BIG HELP.

NEW AND INTUITIVE OPTIONAL USER TECHNOLOGIES:  
THE INTELLIGENT BMW GESTURE CONTROL II THE INNOVATIVE  
TOUCH DISPLAY II THE INTELLIGENT VOICE CONTROL SYSTEM



**IT DOESN'T SET LIMITS –  
IT EXPANDS THEM.**

REAR SEAT RELEASE MECHANISM IN THE LUGGAGE COMPARTMENT II  
40:20:40 SPLIT-FOLDING REAR SEAT II IDEAL STORAGE OPTIONS II  
AUTOMATIC TAILGATE OPERATION II INDEPENDENT OPENING TAILGATE WINDOW





# COMBINES PERFORMANCE WITH PLEASURE.

VERSATILITY CAN BE THIS ATHLETIC: IN ADDITION TO INTELLIGENT BMW TECHNOLOGIES AND INNOVATIVE OPERATING CONCEPTS, THE NEW BMW 5 SERIES TOURING OFFERS UNIQUE DYNAMIC DRIVING CHARACTERISTICS. GET READY TO EXPERIENCE UNMATCHED AGILITY AND THE UTMOST IN PRECISION HANDLING. ALL THAT COMBINED WITH SPACIOUSNESS, GENUINE COMFORT AND VERSATILE FUNCTIONALITY CAN PRODUCE ONLY ONE THING: UNIVERSAL DRIVING PLEASURE.

www.bmw.co.uk/efficientdynamics

**MORE POWER FROM LESS FUEL.**

More power from three to twelve cylinders. Consume less, experience more – the **BMW TwinPower Turbo engines** offer the greatest possible dynamic performance with the greatest possible efficiency thanks to the newest injection systems, variable output control and sophisticated turbocharger technology. Whether diesel or petrol, and no matter how many cylinders, the engines from the BMW EfficientDynamics engine family allow more agile power delivery and outstanding responsiveness even at low rpms, while being fuel-efficient and low in emissions.

**MORE DRIVING PLEASURE, LESS EMISSIONS.**

**BMW EfficientDynamics** includes not only the engine and drivetrain, but rather the whole vehicle concept, including intelligent energy management. Provided as standard in every BMW, a variety of innovative technologies contribute to continuously improving efficiency. Via engine efficiency measures, electrification, lightweight construction methods and optimised aerodynamics, BMW has managed to reduce the CO<sub>2</sub> emissions of its fleet by 33% since 2000.

**MORE SPEED, LESS WEIGHT.**

Lower weight with intelligent lightweight construction. Special consideration for every last detail – intelligent lightweight construction means that the optimal material is found and implemented for each part of the vehicle. With extremely light high-tech materials such as aluminium and carbon fibre, **BMW EfficientLightweight** is pursuing the goal of minimising vehicle weight. That leads to even more dynamic performance, increased stability and heightened vehicle safety and comfort.



**BMW EFFICIENT LIGHTWEIGHT**

BMW EfficientLightweight stands for intelligent lightweight construction that contributes significantly to increased driving dynamics and efficiency. Weight reduction is the basis for the best driving dynamics and exemplary efficiency. Weight-optimised materials such as high-tensile steel, aluminium and magnesium are utilised when constructing various components.

**AERODYNAMICS**

With targeted measures focusing on aerodynamics, BMW has optimised drag coefficient and efficiency as well as interior acoustics. Fuel consumption has also been reduced. The Active Air Stream kidney grille, the Air Breather, the Air curtain on the front wheels are targeted and detailed measures to further reduce air resistance.

**INTELLIGENT START/STOP FUNCTION**

The Intelligent Start/Stop function enhances driving comfort with the help of the interaction of the navigation, camera and radar data. It switches the engine off only when an extended standing time is expected and the energy required to start the engine is likely to be lower than that saved when it is shut down.

**THE NEW BMW 5 SERIES TOURING – DYNAMIC AND EFFICIENT.**



**BMW 540i xDrive.**

- BMW TwinPower Turbo six-cylinder petrol engine with 340 hp (250 kW) and 450 Nm of torque
- Acceleration 0–62mph: 5.1 seconds
- Top speed: 155 mph (250 km/h)
- Combined fuel consumption: 37.6 mpg (7.5 l/100 km)
- CO<sub>2</sub> emissions: 172 g/km

**BMW 530i.**

- BMW TwinPower Turbo four-cylinder petrol engine with 252 hp (185 kW) and 350 Nm of torque
- Acceleration 0–62mph: 6.5 seconds
- Top speed: 155 mph (250 km/h)
- Combined fuel consumption: 46.3 mpg (6.1 l/100 km)
- CO<sub>2</sub> emissions: 139 g/km

**BMW 520i.**

- BMW TwinPower Turbo four-cylinder petrol engine with 184 hp (135 kW) and 290 Nm of torque
- Acceleration 0–62 mph: 8.2 seconds
- Top speed: 139 mph (223 km/h)
- Combined fuel consumption: 48.7–47.8 mpg (5.8–5.9 l/100 km)
- CO<sub>2</sub> emissions: 132–136 g/km

**BMW 530d / 530d xDrive.**

- BMW TwinPower Turbo six-cylinder diesel engine with 265 hp (195 kW) and 620 Nm of torque
- Acceleration 0–62mph: 5.8 seconds / xDrive: 5.6 seconds
- Top speed: 155 mph (250 km/h)
- Combined fuel consumption: 56.4 mpg (5.0 l/100 km) / xDrive: 51.3 mpg (5.5 l/100 km)
- CO<sub>2</sub> emissions: 131 g/km / xDrive: 144 g/km

**BMW 525d.**

- BMW TwinPower Turbo four-cylinder diesel engine with 231 hp (170 kW) and 500 Nm of torque
- Acceleration 0–62 mph: 6.8 seconds
- Top speed: 152 mph (245 km/h)
- Combined fuel consumption: 60.1–57.6 mpg (4.7–4.9 l/100 km)
- CO<sub>2</sub> emissions: 124–129 g/km

**BMW 520d / 520d xDrive.**

- BMW TwinPower Turbo four-cylinder diesel engine with 190 hp (140 kW) and 400 Nm of torque
- Acceleration 0–62 mph: 7.8 seconds / xDrive 7.9 seconds
- Top speed: 139 mph (223 km/h) / xDrive 137 mph (221 km/h)
- Combined fuel consumption: 65.6–62.7 mpg (4.3–4.5 l/100 km) / xDrive 60.1–57.6 mpg (4.9–5.1 l/100 km)
- CO<sub>2</sub> emissions: 114–119 g/km / xDrive 124–129 g/km

Fuel consumption and CO<sub>2</sub> emissions are dependent on chosen wheel/tyre size. The above figures refer to vehicles with standard transmission. Figures in [ ] refer to vehicles with automatic transmission.

For further information on fuel consumption and CO<sub>2</sub> emissions please consult your BMW Retailer.

## REGISTERS UP TO **360** DEGREES OF THE VEHICLE'S SURROUNDINGS.

Enjoy the greatest convenience and the highest level of safety with BMW ConnectedDrive. For driving, parking and visibility, the BMW ConnectedDrive driver assistance systems are there when you need them, reliably, in every situation. The most cutting-edge systems, such as radar, ultrasound and cameras, dependably register the vehicle's surroundings, forming the basis for intelligent driver assistance systems. Whether activated when desired, or as emergency assistance in the background – the assistance systems from BMW ConnectedDrive make every drive in your BMW safer and more convenient.

## CONNECTED FOR OVER **40** YEARS.

Focused on the future – from the very beginning. By the 1970s, BMW had already made headway in connected mobility. Another milestone of the digital future was surpassed in 1999: vehicles with built-in SIM cards. Then came the first online services, Google Services and innovative driver assistance and display systems such as the BMW Head-up Display. Throughout this process, the desires of the customer have always taken centre stage. As the first premium automobile manufacturer, BMW makes it possible to book and pay for services flexibly via the BMW ConnectedDrive Store, in the vehicle or on a computer at home. And with the introduction of BMW Connected and the Open Mobility Cloud, BMW is taking the next steps into the future of mobility.

## MORE THAN **20** SERVICES IN THE BMW CONNECTED DRIVE STORE.

The equipment ConnectedDrive Services forms the basis for intelligent BMW ConnectedDrive functions, as well as for the integration of selected smartphone apps. This equipment also provides access to the BMW ConnectedDrive Store, in which services and apps can be ordered and extended easily, any time and anywhere to suit the user's individual requirements – for example with the Concierge Service or Online Entertainment, which turn every drive into a convenient and entertaining experience.

## With BMW Connected, in touch **24/7**.

What would it be like if you were never late again? What if your BMW already knew your preferred destinations? How would you like reliable navigation, whether you're sitting in your vehicle or not? BMW Connected provides you with the information you want, when and where you want it. BMW Connected is a personal mobility assistant which facilitates your everyday mobility and aids you in reaching your destinations relaxed and on time. With the BMW Connected app, mobility-relevant information such as recommendations for optimal departure times are available at any time via smartphone or smartwatch and can be seamlessly transmitted to the car.

## BMW CONNECTED

BMW Connected is a personal mobility assistant which facilitates everyday mobility and aids drivers in reaching their destinations relaxed and on time. Mobility-relevant information such as recommendations for optimal departure times are available remotely via iPhone or Apple Watch and can be seamlessly transferred into the car.<sup>1</sup>

## PARKING ASSISTANT PLUS

Parking Assistant Plus makes parking and manoeuvring the vehicle easier. It features Surround-view including Top-view, Remote 3D view, Panorama view, PDC and Park Assist with linear guidance, which parks the vehicle parallel or perpendicular automatically. The system works by measuring potential spaces while driving past at a low speed.<sup>1</sup>

## DRIVING ASSISTANT PLUS

Driving Assistant Plus offers greater comfort and security during monotonous or complex driving situations. These can include traffic jams, stop-and-go traffic or long journeys through the city, on country roads or motorways, along with navigating junctions and lane changes.<sup>1</sup>

## REMOTE 3D VIEW

With Remote 3D View, images of the parked vehicle's surroundings can be viewed on a smartphone. The function can be activated via the BMW Connected App (for iOS). It also allows the user to observe the area around the vehicle as a 3D image.<sup>2</sup>

<sup>1</sup> Available as optional equipment.

<sup>2</sup> Part of Parking Assistant Plus.

■ Standard equipment □ Optional equipment



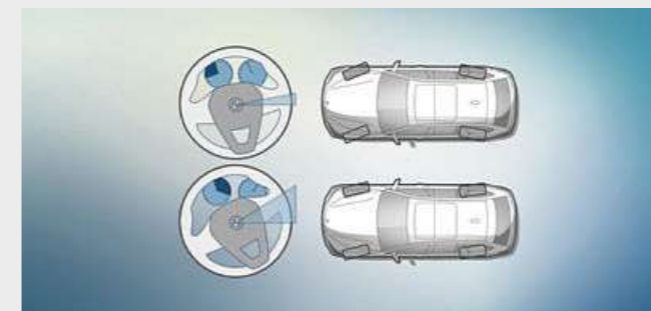
The **intelligent BMW xDrive all-wheel drive system**<sup>1</sup> smoothly and variably distributes drive power to the front and rear wheels for maximum traction, driving dynamics and safety in every driving situation. For even better agility, the electronically controlled power distribution for instance counterbalances oversteer or understeer on bends.

The **eight speed Sport automatic transmission**<sup>2</sup> offers incredibly sporty gear changes. Whether automatic or manual using gearshift paddles or the gear lever - for comfortable coasting or incredibly dynamic driving. In SPORT mode and with the gear lever in the left-hand S/M position, the gear shifts are configured for maximum performance.

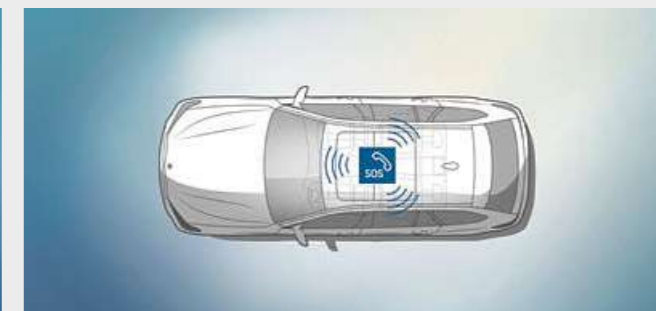
The **Variable Damper Control (VDC)**<sup>1</sup> makes it possible to adjust the damper characteristics to suit any given driving situation, increasing comfort and driving dynamics. In addition to the standard COMFORT setting for increased driving comfort, the SPORT program offers athletic damper settings.

**Adaptive Drive**<sup>1,2</sup> combines the active body roll stabilisation Dynamic Drive and Variable Damper Control (VDC) for need-based control of the stabilisers and dampers. At the same time this ensures outstanding driving comfort levels with hardly any noticeable body roll, which in turn permits higher speeds and shorter braking distances when taking bends.

**M Sport suspension** is lowered by roughly ten millimetres. It also features shorter suspension springs and tighter damper settings, as well as harder stabilisers. Together these result in improved traction and reduced body roll, which in turn allows for an extremely athletic driving style.



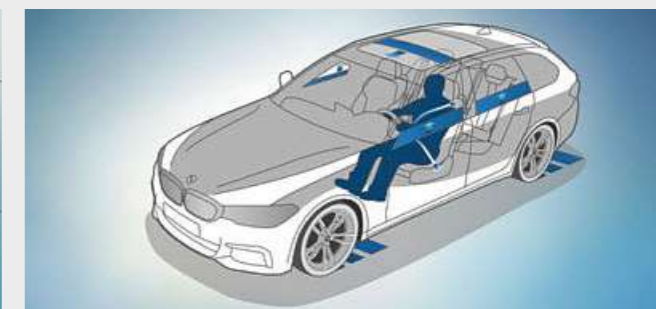
□ **Integral Active Steering** combines support that varies based on the steering angle on the front axle, and rear wheels that also contribute to steering. At lower speeds, it offers greater manoeuvrability and agility by turning the rear wheels opposite to the front wheels. Beginning around 37 mph, the rear wheels turn parallel to the front wheels, to increase stability and comfort.



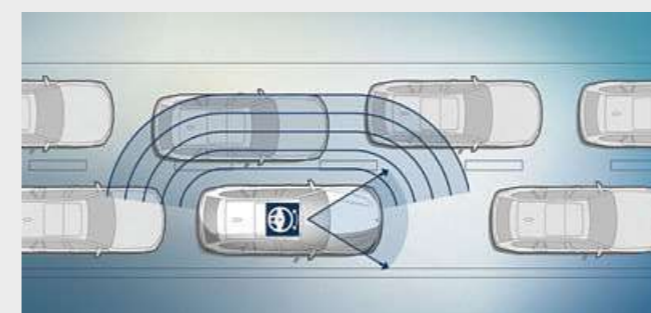
■ The **intelligent emergency call service** automatically establishes a connection with the local Emergency Services – without the use of a mobile phone. It transmits information regarding the vehicle's current location and the severity of the accident. The intelligent emergency call can also be triggered manually in case other road users require help, for example.



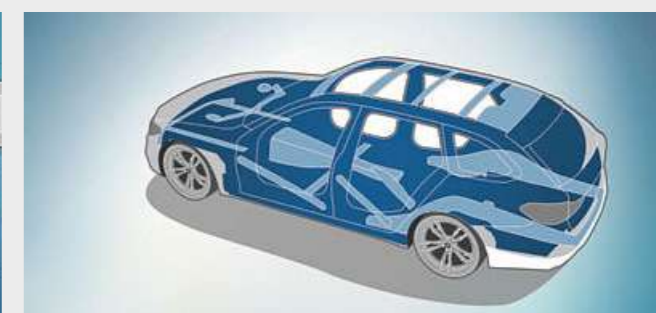
□ LED headlights with **Adaptive headlights**, variable city and motorway light distribution optimally illuminate the road ahead. Even at a standstill, the integrated cornering lights are automatically activated by signalling or turning the steering wheel and are active at speeds of up to 35 mph.



□ **Dynamic Safety** is the BMW ConnectedDrive preventive passenger protection system. Dynamic Safety warns the driver if it detects signs of tiredness, safety belts are pre-tensioned in critical situations, electric seats are returned to upright positions and the windows and sliding roof are closed. After an accident occurs, the brakes are automatically applied until the car reaches a standstill.



□ **Lane Keeping Assistant**<sup>3</sup> with active side collision protection. Assists the driver at speeds between 43 mph to 130 mph by means of comfortable corrective steering interventions, helping to stay in lane and actively prevent potential side collisions.



■ The extremely torsionally stiff but **light body construction** provides the basis for sporty driving dynamics, high-precision steering and agility. Additionally, it offers the passengers the best possible all-round protection.

<sup>1</sup> Available as optional equipment.  
<sup>2</sup> Available with 540i xDrive/530d/530d xDrive models.

<sup>3</sup> Part of Driving Assistant Plus.

# SE.

Discover more with the new BMW catalogue app. Now available for your smartphone and tablet.

■ Standard equipment □ Optional equipment



■ Roof rails in Matt Silver form an elegant base for the easy attachment of the multipurpose BMW roof rack unit. Available to purchase from BMW Aftersales.



■ The ergonomic cockpit with clear view of controls and premium-quality materials.

### SE model equipment highlights:

- 17" light alloy V-spoke style 618 wheels (520d only)
- 18" light alloy Multi-spoke style 619 wheels (530i/540i xDrive/530d/530d xDrive only)
- Air conditioning, automatic with two-zone control
- Ambient lighting
- Automatically retracting and lowering load cover
- Automatic transmission with gearshift paddles (520d only)
- Drive Performance Control
- Interior trim, Aluminium fine cutting with Pearl Chrome highlight
- LED Headlights
- Navigation system - BMW Professional Multimedia
- Roof rails, Matt Silver
- Split-folding rear seat (40:20:40)
- Eight speed sport automatic transmission (530i/540i xDrive/530d/530d xDrive only)
- Sport leather steering wheel, three-spoke
- Tailgate operation, automatic
- Tailgate window, independent opening



■ 17" light alloy V-spoke style 618 wheels, wheel size 7.5J x 17, with 225/55 R17 tyres.



■ Generously proportioned interior, shown here with Dakota leather seats in Black with Exclusive stitching and Aluminium fine cutting interior trim with Pearl Chrome highlight.

Discover more with the new BMW catalogue app. Now available for your smartphone and tablet.

■ Standard equipment □ Optional equipment



■ In the premium-quality interior, the M specific leather steering wheel and Aluminium Rhombicle interior trim with Pearl Chrome highlight show off the sporty character.



□ Dakota leather seats in Night Blue with Exclusive stitching and contrast piping highlights the dynamic interior



■ The high-performance M Sport brakes are distinguished by exclusive Blue brake calipers with M designation and outstanding braking performance.

#### M Sport model exterior equipment:

- 18" light alloy M Double-spoke style 662 M wheels (520i/520d/520d xDrive/525d only)
- 19" light alloy M Double-spoke style 664 M wheels (530i/540i xDrive/530d/530d xDrive only)
- BMW kidney grille with vertical slats in Black High-gloss and grille frame in Chrome
- Exclusive paintwork in Carbon Black, other paintworks available
- Exhaust tailpipe trim in Chrome, quadrilateral, left and right
- Exterior mirror caps in body colour
- Exterior trim, High-gloss Shadowline
- LED fog lights
- M aerodynamic bodystyling
- M designation on the front side panels
- M Sport braking system with brake callipers in Blue and featuring M designation (530i/540i xDrive/525d/530d/530d xDrive only)
- M Sport suspension
- Roof rails, High-gloss Shadowline

#### M Sport model interior equipment:

- Door sill finishers with illuminated BMW M designation
- Headlining, Anthracite
- Instrument panel in Sensatec
- Interior trim in Aluminium Rhombicle with Pearl Chrome highlight, other trims<sup>1</sup> available
- M Sport leather steering wheel with multi-function buttons
- M specific pedals
- M specific key
- Sport seats for driver and front passenger in Dakota leather



■ 18" M light alloy Double-spoke style 662 M wheels, front 8J x 18 with 245/45 R18 tyres, rear 9J x 18 with 275/40 R18 tyres. (520i/520d/520d xDrive/525d only).



■ 19" M light alloy Double-spoke style 664 M wheels, front 8J x 19 with 245/40 R19 tyres and rear 9J x 19 with 275/35 R19 tyres. (Standard on 530i/540i xDrive/530d/530d xDrive M Sport models).



■ Door sill finishers with illuminated M designation.



■ The high-performance M Sport brakes are distinguished by exclusive Blue brake calipers with M designation and outstanding braking performance.<sup>1</sup>

<sup>1</sup> Only in combination with BMW 530i/540i xDrive/530d/530d xDrive.

**25 YEARS**  
*handcrafted perfection*  
**BMW INDIVIDUAL**



The athletic elegance of the BMW Individual Champagne Quartz metallic paint in combination with the 20" BMW Individual light alloy V-spoke style 759 I wheels.

Door sill finishers with illuminated BMW Individual designation.



# BMW INDIVIDUAL.

The expression of personality.

The new BMW 5 Series Touring. Inspired by BMW Individual.

To ensure that all your wishes come true, the BMW Individual collection offers a virtually inexhaustible range of equipment options for the new BMW 5 Series Touring.

The athletically elegant character is enhanced as much by the BMW Individual paint finish in Champagne quartz metallic as the BMW Individual Full Merino leather trim in Smoke White. In combination with the 20" light alloy wheels, the exterior also clearly demonstrates that the exclusive BMW Individual equipment embodies perfection down to the last detail. Requests for even greater distinctiveness and exclusivity, all the way to handcrafted one-off pieces, can be granted by BMW Individual Manufaktur.



BMW Individual Full Merino leather in Smoke White with weave-look stitching, hand-woven piping and contrast-colour stitching.

BMW Individual Full Merino leather<sup>1</sup> in Smoke White and headliner in Anthracite, as well as decorative elements in Piano Black.



**EXPERIENCE BMW INDIVIDUAL INTERACTIVE  
WITH THE BMW INDIVIDUAL APP FOR iOS AND ANDROID.**

<sup>1</sup> Includes leather upholstered instrument panel, upper portion in Black Nappa with contrast stitching and lower portion in Merino leather to match the upholstery.

# EQUIPMENT HIGHLIGHTS.

Discover more with the new BMW catalogue app. Now available for your smartphone and tablet.

■ Standard equipment □ Optional equipment



□ The BMW Icon Adaptive LED Headlights include BMW Selective Beam, cornering lights and adaptive headlights. The light colour is similar to daylight and provides an ideal, even illumination of the road to improve visibility and make driving in the dark less tiring. The iconic light design with four light elements makes the vehicle recognisable as a BMW even at night.



□ Remote Control Parking<sup>1</sup> allows the driver to conveniently exit the vehicle before parking it via remote control by moving it forward into, or reversing out of, a tight parking space or garage. The driver activates the remote-controlled parking function from outside the vehicle via the BMW display key.



■ The Split-folding rear seat consists of rear seat backrests that are divided in a 40:20:40 ratio, guaranteeing more flexibility when transporting people and objects. For example, two passengers can be seated comfortably in the rear, while long objects such as ski and snowboard bags can be transported at the same time.




□ Rear-seat Entertainment Experience includes two separate 10.2" colour screens that can be tilted and a Blu-ray drive. This makes it possible to use the navigation system<sup>2</sup> or the internet while on the road (with an existing mobile phone contract). Features remote control and ports for MP3 players, games consoles and headphones (including wireless headphones).



□ The Comfort Access with smart-opener makes it possible to open all four vehicle doors, including the luggage compartment, without using the key. This equipment option includes contactless opening and closing of the bootlid with a quick wave of the foot under the rear bumper.



■ With a touch of the car key, the rear window can be opened up separately to put in or take out luggage. A particularly practical feature: When the rear window is opened, the roller cover goes up automatically and when manually closed, it automatically covers the luggage compartment.



■ Remote backrest unlocking for the rear seats allows the rear seat backrests to be unlocked and folded down conveniently via a button in the luggage compartment.



□ Enhanced Bluetooth with wireless charging<sup>2</sup> offers a comprehensive telephony package with Bluetooth connectivity and the technical capacity for a WiFi hotspot. (Subject to separate data contract).



■ The eight speed Sport automatic transmission offers incredibly sporty gear changes. Whether automatic or manual using gearshift paddles or gear lever.<sup>3</sup>



■ Storage compartment in luggage compartment floor for sunblind/cover.



□ The soft-close function pulls the slightly open door shut automatically and almost silently.



□ The Instrument panel in Sensatec lends the interior of the vehicle a highly exclusive atmosphere.



□ Electric panoramic glass sunroof with slide and lift functions (front), roller sunblind, a wind deflector and comfort opening function via the car's remote control.



□ Towbar, fully electric with trailer stability control is released and retracted electrically by means of a button in the luggage compartment.



■ The Bowers & Wilkins Diamond Surround Sound System features an output of 1,400W and outstanding studio-quality sound for every seat in the car.



■ Two-zone automatic air conditioning with extended features, allows the driver and front passenger to individually adjust temperature. Includes rear air vents, AAR (automatic air recirculation) and auxiliary ventilation function.



□ The Ambient Air Package comprises a fragrance dispersal function and an air ionisation function.



□ The BMW display key shows various information about the vehicle's status and allows selected functions to be controlled with an integrated touch display.

<sup>1</sup> Only with BMW display key, Comfort Access with smart-opener and Parking Assistant Plus.  
<sup>2</sup> Inductive charging for Qi-compatible mobile phones is possible. Special charging cases are available from Genuine BMW Accessories for smartphones that do not offer Qi inductive charging.

<sup>3</sup> Not available with BMW 520i/520d/520d xDrive models.

# EQUIPMENT HIGHLIGHTS.

Discover more with the new BMW catalogue app. Now available for your smartphone and tablet.

■ Standard equipment □ Optional equipment



□ Automatic air conditioning with four-zone control comes with the equipment included in automatic air conditioning with two-zone control with extended features, along with two air vents in the B columns. Additionally, the rear passengers can individually adjust their own climate via a separate control element with display.



□ The roller sunblind with the mechanical blinds for the two rear side windows, provide protection against strong direct sunlight and help prevent the interior from heating up too quickly. They also maintain privacy in the rear of the car.



■ Ambient lighting creates a relaxed, cosy lighting atmosphere in the interior, and features vicinity illumination in the exterior door handles. There are eleven predefined light designs available in six different colours, with contour and ambient lighting on the instrument panel, door trim and centre console.



□ With BMW Gesture Control, certain functions can be operated by means of defined hand movements. For certain operations the system will for example recognise gestures such as 'swiping' or 'pointing' for accepting or rejecting an incoming call, or circular motions of the index finger to adjust volume.



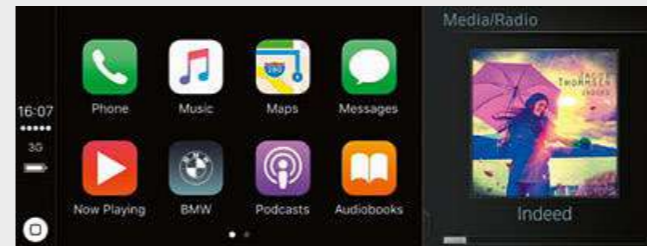
□ The full-colour BMW Head-up Display projects all information relevant to the journey directly into the driver's field of vision.



□ The Lane Change Warning permanently monitors the zones to each side of the vehicle. It detects vehicles in the blind spot when above approximately 6mph and warns the driver via a vibration on the steering wheel and flashing symbol in the exterior mirror.



□ The Lane Change Assistant allows assistance for comfortable and automatic lane changing at speeds between 43mph and 80mph via a long press of the indicator. (Part of Driving Assistant Plus).



□ Apple CarPlay<sup>1</sup> preparation supports the convenient and wireless use of a selected iPhone® functions in the vehicle. This allows iPhone® content, along with functions such as music, iMessages/text messages, telephony, Siri, navigation and selected third-party apps to be displayed and operated via the vehicle's user interface and via Voice Control.



■ The Digital Cockpit with Black panel technology and a high resolution 12.3" screen provides a highly impressive visualisation of the driving experience. Three different modes and their specific displays – each of which have their own colour scheme and graphic style – can be displayed in the instrument cluster: COMFORT, ECO PRO and SPORT.



□ BMW Night Vision with pedestrian recognition makes people and large animals visible on the Control Display from a distance using infrared imaging and illuminates them with the Dynamic Light Spot in the main headlight. An additional warning system is also automatically activated when the vehicle is started, regardless of the status of the imaging display.



□ Driving Assistant Plus offers greater comfort and security during monotonous or complex driving situations. These can include traffic jams, stop-and-go traffic or long journeys through the city, on country roads or motorways, along with navigating junctions and lane changes.



□ The reversing assist camera enables improved orientation when reversing at speeds below 10mph, for example when parking. It shows the area behind the car on the Control Display. Interactive track lines for measuring distance and turning circles assist the driver when manoeuvring, obstacles are marked in colour.



□ Parking Assistant Plus makes parking and manoeuvring the vehicle easier. It features Surround-view including Top-view, Remote 3D view, Panorama view, PDC and Park Assist with linear guidance, which parks the vehicle parallel or perpendicular automatically. The system works by measuring potential spaces while driving past at a low speed.

<sup>1</sup> Apple CarPlay<sup>®</sup> preparation supports the convenient and wireless use of a selected iPhone<sup>®</sup> functions in the vehicle. This allows smartphone content, along with functions such as music, iMessages/text messages (only recited not displayed on the screen),

telephony, Siri and selected third-party apps to be displayed and operated via the vehicle's user interface and via voice control.

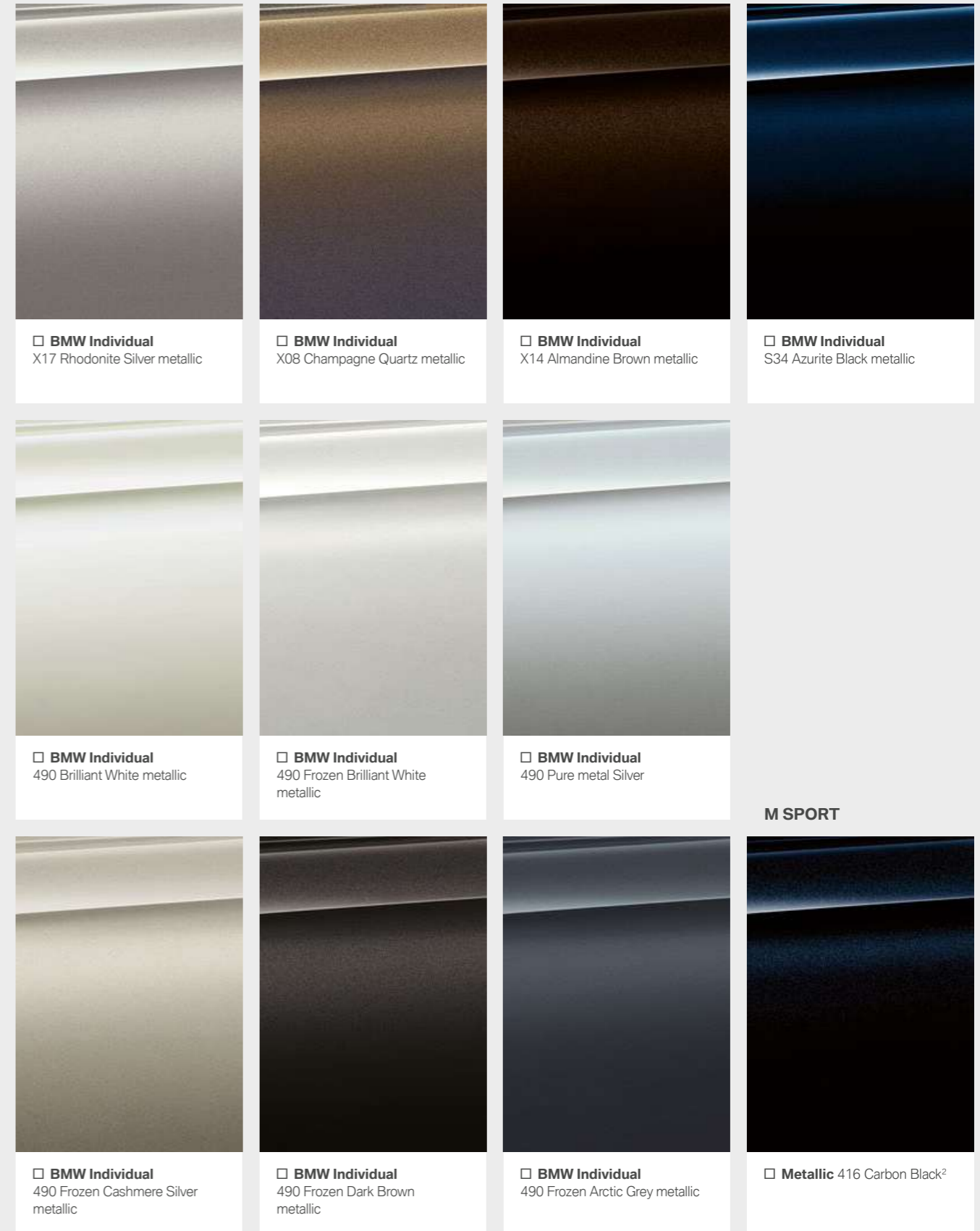
# EXTERIOR COLOURS.

Discover more with the new BMW catalogue app. Now available for your smartphone and tablet.

■ Standard equipment □ Optional equipment



## BMW INDIVIDUAL



## M SPORT

**[ Colours ]** The colours printed above are intended to provide you with a first impression of paints and materials available for your BMW. Experience has shown, however, that printed images of paint, upholstery and interior trim colours cannot faithfully reproduce

the actual appearance of the originals. We recommend therefore that you consult your BMW Retailer who will be able to show you original samples and assist with any requests.







<sup>1</sup> Not available for M Sport models.



<sup>2</sup> Exclusively available for M Sport models.







Discover more with the new BMW catalogue app. Now available for your smartphone and tablet.


■ Standard equipment □ Optional equipment




LEATHER.	Available with	
	■ SE	<b>Dakota leather</b> LCSW Black/Black interior world
	■ SE	<b>Dakota leather</b> LCCY Canberra Beige/ Canberra Beige interior world
	■ SE	<b>Dakota leather</b> LCEW Ivory White/Black interior world
	■ SE	<b>Dakota leather</b> LCRI Cognac/Black interior world
	■ M Sport	<b>Dakota leather</b> LCFK Black with Exclusive stitching and contrast piping/Black interior world
	■ M Sport	<b>Dakota leather</b> LCFI Ivory White with Exclusive stitching and contrast piping/Black interior world




LEATHER.	Available with	
	■ M Sport	<b>Dakota leather</b> LCRO Cognac with exclusive stitching, contrast piping/Black interior world
	■ M Sport	<b>Dakota leather</b> LCTJ Night Blue with Exclusive stitching and contrast piping/Black interior world
	■ M Sport	<b>Dakota leather</b> LCNL Black with contrast stitching in Blue <sup>2</sup> /Black interior world
	□ M Sport	<b>Exclusive Nappa leather</b> LZFK Black with Exclusive stitching and contrast piping <sup>2</sup> /Black interior world
	□ M Sport	<b>Exclusive Nappa leather</b> LZFI Ivory White with Exclusive stitching and contrast piping/Black interior world
	□ M Sport	<b>Exclusive Nappa leather</b> LZNI Mocha with Exclusive stitching and contrast piping/Black interior world

INTERIOR COLOURS.	Available with	
	■ SE ■ M Sport	<b>Black</b>
	□ SE	<b>Canberra Beige</b>

INTERIOR TRIMS.	Available with	
	■ M Sport	4K7 Aluminium Rhombicle with Pearl Chrome highlight
	■ SE	4K9 Aluminium fine cutting with Pearl Chrome highlight
	□ SE □ M Sport	4LH Fineline Cove fine-wood with Pearl Chrome highlight
	□ SE □ M Sport	4LF Fineline Ridge fine-wood with Pearl Chrome highlight
	□ SE □ M Sport	4LG Dark Burl Walnut fine-wood with Pearl Chrome highlight
	□ SE □ M Sport	4LQ Poplar grain Grey fine-wood with Pearl Chrome highlight

HEADLINING.	Available with	
	□ SE □ M Sport	775 Anthracite

BMW INDIVIDUAL UPHOLSTERY COLOURS.	Available with	
	□ SE □ M Sport	<b>BMW Individual Full Merino leather</b> ZBFU Smoke White/Black
	□ SE □ M Sport	<b>BMW Individual Full Merino leather</b> ZBCR Caramel/Black
	□ SE □ M Sport	<b>BMW Individual Full Merino leather</b> ZBTQ Tartufo/Black

BMW INDIVIDUAL INTERIOR TRIMS.	Available with	
	□ SE □ M Sport	<b>BMW Individual interior trim</b> XEW Fine-wood trim Sen Light Brown
	□ SE □ M Sport	<b>BMW Individual interior trim</b> 4WY Fine-wood Plum Brown high-gloss
	□ SE □ M Sport	<b>BMW Individual interior trim</b> 4ML Piano Black

Please note that even normal long or short-term use can lead to permanent upholstery damage. This can be caused in particular by non-colourfast clothing.

The interior colour is dependent on the chosen upholstery colour.

<sup>1</sup> Not available in conjunction with Sport seats.  
<sup>2</sup> Not available in conjunction with Comfort seats.

# WHEELS AND TYRES.

Discover more with the new BMW catalogue app. Now available for your smartphone and tablet.



□ 20" BMW Individual light alloy V-spoke style 759 I wheels, front 8J x 20 with 245/35 R20 tyres and rear 9J x 20 with 275/30 R20 tyres.



□ 19" light alloy W-spoke style 663 wheels Bicolour, front 8J x 19 with 245/40 R19 tyres and rear 9J x 19 with 275/35 R19 tyres.



■ 17" light alloy V-spoke style 618 wheels, 7.5J x 17 with 225/55 R17 tyres. (Standard on 520d SE models).



□ 17" light alloy V-spoke style 631 wheels, 7.5J x 17 with 225/55 R17 tyres.



■ 18" light alloy Multi-spoke style 619 wheels, 8J x 18 with 245/45 R18 tyres (standard on 530i/540i xDrive/530d/530d xDrive SE models).



■ 19" M light alloy Double-spoke 664 M wheels, Black, front 8J x 19 with 245/40 R19 tyres, rear 9J x 18 with 275/35 R19 tyres (standard on 530i/540i xDrive/ 530d/530d xDrive M Sport models).



□ 18" light alloy V-spoke style 684 wheels, 8J x 18 with 245/45 R18 tyres.



□ 19" M light alloy Double-spoke style 664 M wheels Black, front 8J x 19 with 245/40 R19 tyres and rear 9J x 19 with 275/35 R19 tyres.



■ 18" M light alloy Double-spoke style 662 M wheels, front 8J x 18 with 245/45 R18 tyres, rear 9J x 18 with 275/40 R18 run-flat tyres (standard on 520i/520d/520d xDrive M Sport models).

# GENUINE BMW ACCESSORIES.

■ Standard equipment □ Optional equipment ○ Accessories



○ The **Rear Bike Carrier Pro 2.0** is lightweight yet sturdy and can carry up to 60kg. Exceptionally easy to use, it carries two bikes or e-bikes (can be extended to accommodate three bikes). Its tilt function allows easy access to the luggage compartment at all times.



○ This contemporary BMW Roof box in Black with titanium silver side trims has a 520-litre capacity and fits all BMW Roof rack systems. It can be opened from both sides and features triple central locking on each side which makes it easy to load and provides anti-theft locking. BMW Roof boxes in other sizes are also available.



○ **The BMW Junior Seat Group 1** is the safe choice for children aged approx. 12 months to 4 years (approx. 9–18 kg) when teamed with the ISOFIX base, available separately. The seat offers the highest possible level of safety in the event of an accident, particularly when facing backwards. Patented air pads guarantee exceptional protection against impact to the head area.

○ **BMW Junior Seat Group 2/3** Size-adjustable seat for children aged approx. 3 to 12 years (approx. 15–36 kg). With patented air pads for exceptional impact protection; includes ISOFIX connectors.



○ **All-weather footwell trays**  
The durable All-weather Floor mats offer reliable protection for the front footwell against moisture and dirt.



○ **Travel & Comfort System – base carrier.** Provides an option to attach clothes hangers, a folding table, universal hooks or holders for GoPro cameras, iPads™ or Samsung Galaxy Tablets to the front seat headrest.



○ **20" light alloy wheels cross-spoke style 636 in bi-colour Orbit Grey**, gloss-lathed on the visible side. TPMS complete wheel set with run-flat mixed tyres, wheel size 8J x 20 and 9J x 20.



○ Precisely-fitted, durable, anti-slip, water-resistant **Luggage Compartment Mat.** Black with the number 5 featured as a stainless steel inlay.

**BMW 530d xDRIVE M SPORT TOURING:**

BMW TwinPower Turbo six-cylinder in-line diesel engine, 265hp (195 kW), 19" M light alloy Double-spoke style 664 M wheels, Mediterranean Blue metallic paint, Dakota leather seats in Ivory White with Exclusive stitching and contrast leather piping and Finition Cove fine-wood interior trim with Pearl Chrome highlight.

The models illustrated in this catalogue show the equipment and configuration options (standard and optional) for vehicles produced by BMW AG for the German market. Alterations in standard and optional equipment and the configurations available for the different models, as described in this brochure, may differ at the time of printing, or according to the specific requirements of other markets. Your local BMW Retailer is available to provide further details. Subject to alteration in design and equipment. Part number 95 38 2 005 023. September 2017.

© BMW AG, Munich, Germany. Reproduction, even in part, only with the written approval of BMW AG, Munich.

4 11 005 245 21 2 2017 BM. Printed in Germany 2017.